



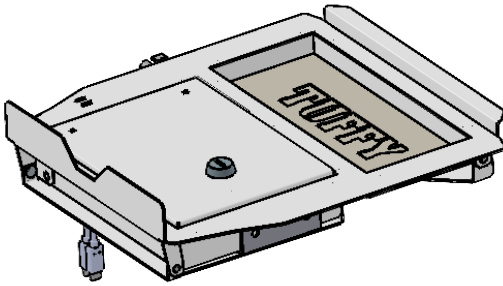
INSTALLATION INSTRUCTIONS

2024+ F150 Flow-Thru 12 1/4" Console Safe #415

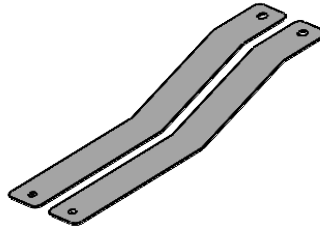
Please read and fill out the enclosed warranty registration card or register online at <https://tuffyprompts.com/help/warranty-information/warranty-registration/> to activate your warranty.

PARTS CHECKLIST

SHIPPING PACKAGE CHECKLIST



#415 Console Safe



#1 Front Plate



#2 (4) #10-32 x 3/16" Screw

TOOL CHECKLIST

- Phillips Head Screwdriver

PLEASE READ ALL INSTRUCTIONS THOROUGHLY BEFORE STARTING INSTALLATION.

- 1) Verify your vehicle has the 12 1/4" F150 Center Console.
 - a) If the circled features shown in Figure 1 are present you have the 12 1/4" F150 Center Console.
 - b) If they are not present, you have the 12 1/2" center console. Please give us a call at (800)348-8339.


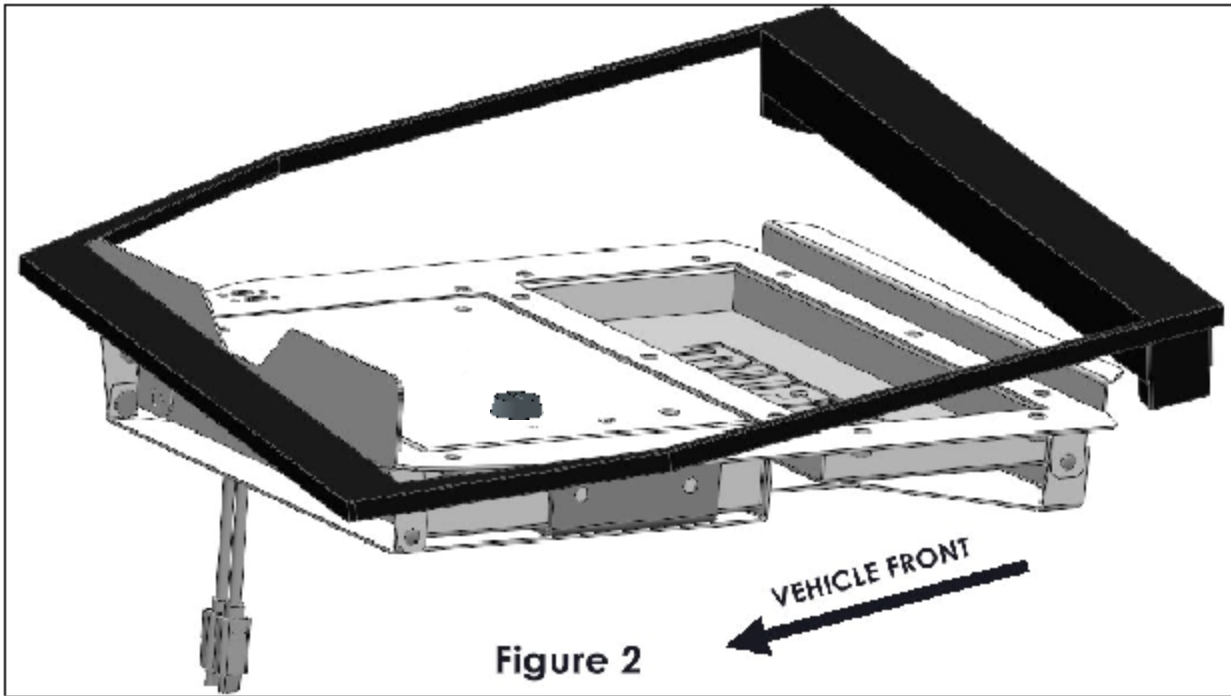


Figure 1

- 2) Remove all contents from the shipping box and confirm that you have all of the components listed above.
- 3) Open the factory console lid and remove all contents (including the pad in the bottom of the console).
- 4) With the Lid open for a better grip, place the Console Safe into the console with the back corner angled down into the console, going under the lip of the console. (**Figure 2** shows the outline of the console opening and proper orientation.)



Note: The fit is quite tight and may require a second effort at a slightly different angle.

- 5) Level the Console Safe and lift up into position and fold the Back Leg out followed by the Front Leg.
- 6) Insert the (2) #1 Bottom Plates into the bottom of the console and install them using (4) #2 Machine Screws (short), as shown in **Figure 3**.

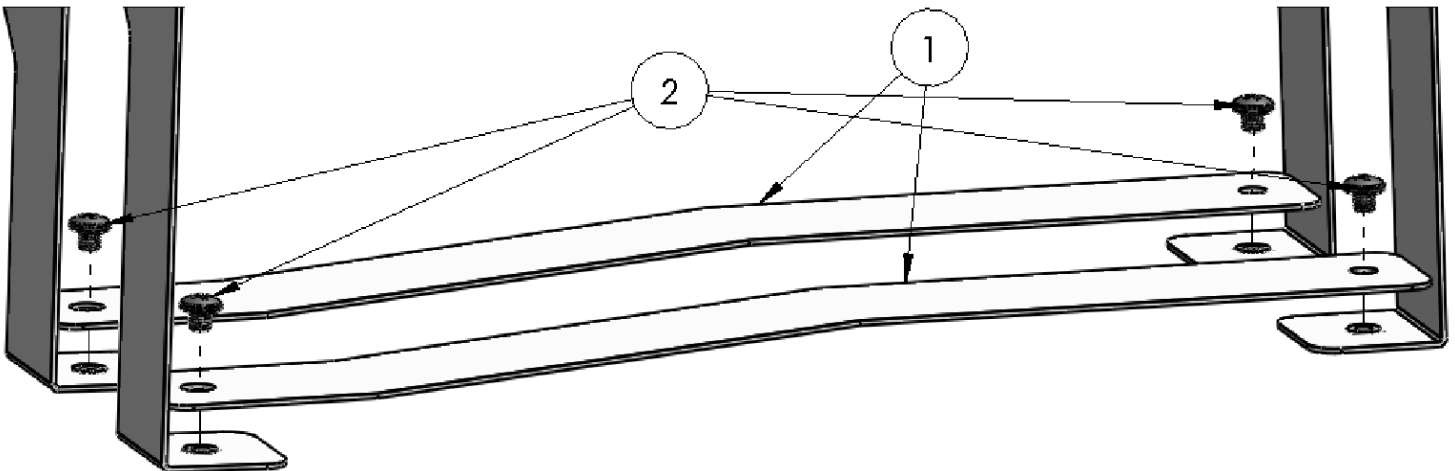


Figure 3

NOTE: Due to the angle of the Console Safe legs, it is easiest to start the #2 Screws by hand and finish tightening them with a screwdriver.

- 7) Replace contents of console, the pad removed in Step 3 will cover the bottom plates and their associated hardware. The factory coin tray may be utilized or removed depending on your preference.
- 8) You have successfully installed your Console Safe.