



**Installation instructions ( p/n: 13263.01 – 13263.04 – 13263.09 – 13263.53)**

**2003-2006 Jeep® Neoprene Rear Seat Cover**

**Parts included:**

**Rear seat upper neoprene seat cover section.**

**Rear seat lower neoprene seat cover section.**

**Instructions:**

**Step (1)** Set the cover sections out to identify the upper from the lower section (a). The upper sections can be identified by looking at the slit sewn in for the release lever on the top upper section of the seat (if applicable).

**Step (2)** The process will be easier if you install the upper section first. Begin by opening the flaps on the bottom of the upper cover section. Slide the upper section over the top of the upper section of the seat. (a, b).

**Step (3)** Push the lower front side flaps between the upper and lower sections of the seat (a). Flip seat forward and connect the bottom flaps from the front and rear of cover to each other using the attached Velcro (b).

**Step (4)** Flip seat back into locked position. Slide lower section cover onto bottom section of rear seat. Push flaps between the upper and lower sections of the rear seat. Flip seat forward. Use Velcro to attach to bottom flaps of lower seat section's carpeted surface. Pull side flaps around bottom section of seat and use Velcro to attach to side of the seat (a). Flip seat back into locked position. Use Velcro along front of lower cover section to attach to underside of lower seat section (b).

**Step (1a)**



**Step (2a)**



**Step (2b)**



**Step (3a)**




**Step (3b)**





**Step (4a)**



**Step (4b)**



<b>Step (5) Check fitment and Velcro connections (a,b). Loosen connection where neoprene is over stressed and adjust fitment as needed.</b>	<b>Step (5a)</b>	<b>Step (5a)</b>
		



**LIMITED 90-DAY WARRANTY**

That should the product or any part thereof, under normal use and conditions, be proven defective in material or workmanship within 90 DAYS from the date of original purchase, such defect(s) will be repaired or replaced or credited at the Company's sole option.

To obtain repair or replacement within the terms of this Warranty, the product is to be delivered with proof of warranty coverage (e.g. Dated bill of sale), specification of defect(s) to the place of purchase or, with prior approval from the Company (RGA Number is required), freight pre-paid to the Company address listed below.

This warranty does not apply to any product or part thereof which, in the opinion of the Company, has suffered or been damaged through alteration, improper installation, mishandling, misuse, neglect, accident or by acts of nature. THE EXTENT OF THE COMPANY'S LIABILITY UNDER THIS WARRANTY IS LIMITED TO THE REPAIR OR REPLACEMENT PROVIDED ABOVE AND, IN NO EVENT, SHALL THE COMPANY'S LIABILITY EXCEED THE PURCHASE PRICE PAID BY PURCHASER FOR THE PRODUCT.

This Warranty is in lieu of all express warranties or liabilities. ANY IMPLIED WARRANTIES, INCLUDING ANY IMPLIED WARRANTY OF MERCHANTABILITY, SHALL BE LIMITED TO THE DURATION OF THIS WRITTEN WARRANTY. ANY ACTION FOR BREACH OF ANY WARRANTY HEREUNDER INCLUDING ANY IMPLIED WARRANTY OF MERCHANTABILITY MUST BE BROUGHT WITHIN THE PERIOD OF 90 DAYS FROM DATE OF ORIGINAL PURCHASE. IN NO CASE SHALL THE COMPANY BE LIABLE FOR ANY CONSEQUENTIAL OR INCIDENTAL DAMAGES FOR BREACH OF THIS OR ANY OTHER WARRANTY, EXPRESS OR IMPLIED, WHATSOEVER. No person or representative is authorized to assume for the Company any liability other than expressed herein in connection with the sale of this product. Some States do not allow limitations on how long an implied warranty lasts or the exclusion or limitation of incidental or consequential damage, so the above limitations may not apply to you. This warranty gives you specific legal rights and you may also have other rights, which vary from state to state.

Omix-Ada Inc.  
460 Horizon Dr. Suite 400  
Suwanee, Georgia 30024