



# PASSENGER SIDE L.E.D. LIGHT INSTALLATION SHEET

**Any damaged or missing parts?**

Parts will be shipped to you directly.

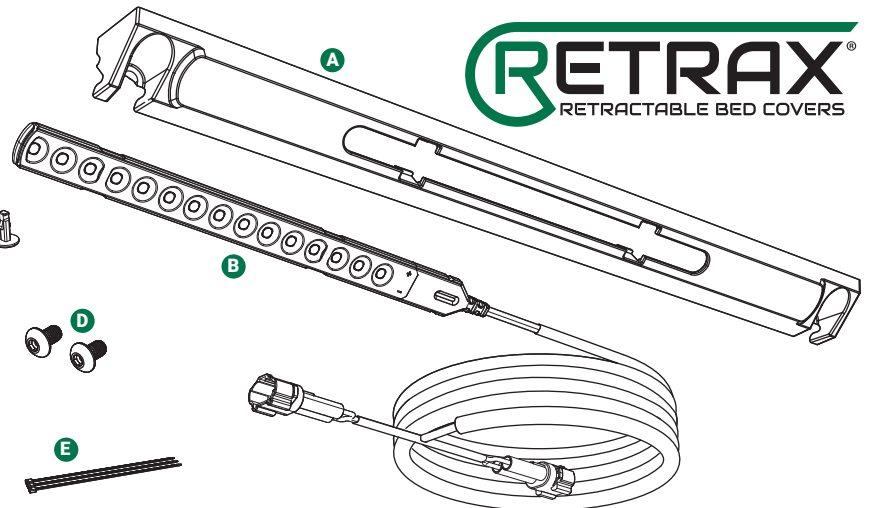
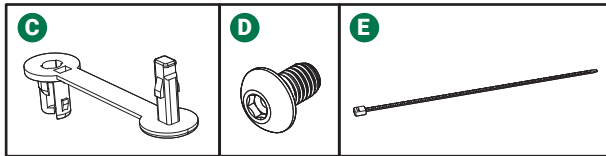
Call 800-206-4070 Mon - Fri, 8:30 a.m. - 5:00 p.m. CST  
or email [retrax@retrax.com](mailto:retrax@retrax.com)

## PARTS INCLUDED IN YOUR KIT

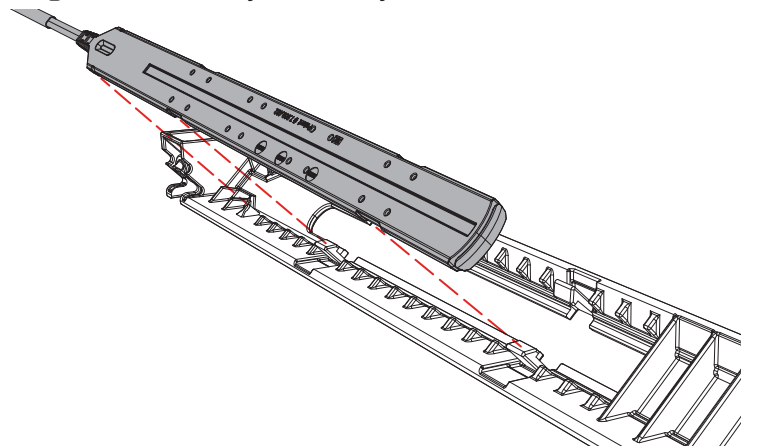
- A** 1x Passenger side LED light housing
- B** 1x Passenger side LED light with harness
- C** 5x Cable retention clips
- D** 2x Screws
- E** 3x Zip ties

## TOOLS REQUIRED

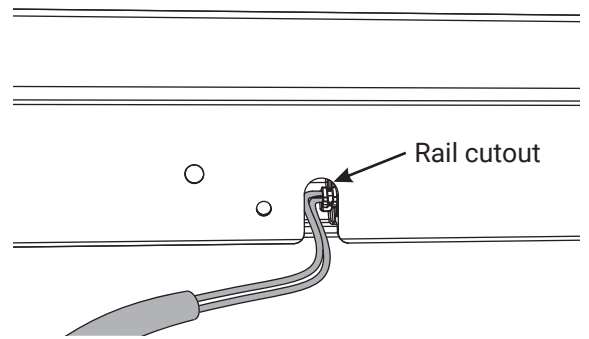
- 1/8" Allen wrench



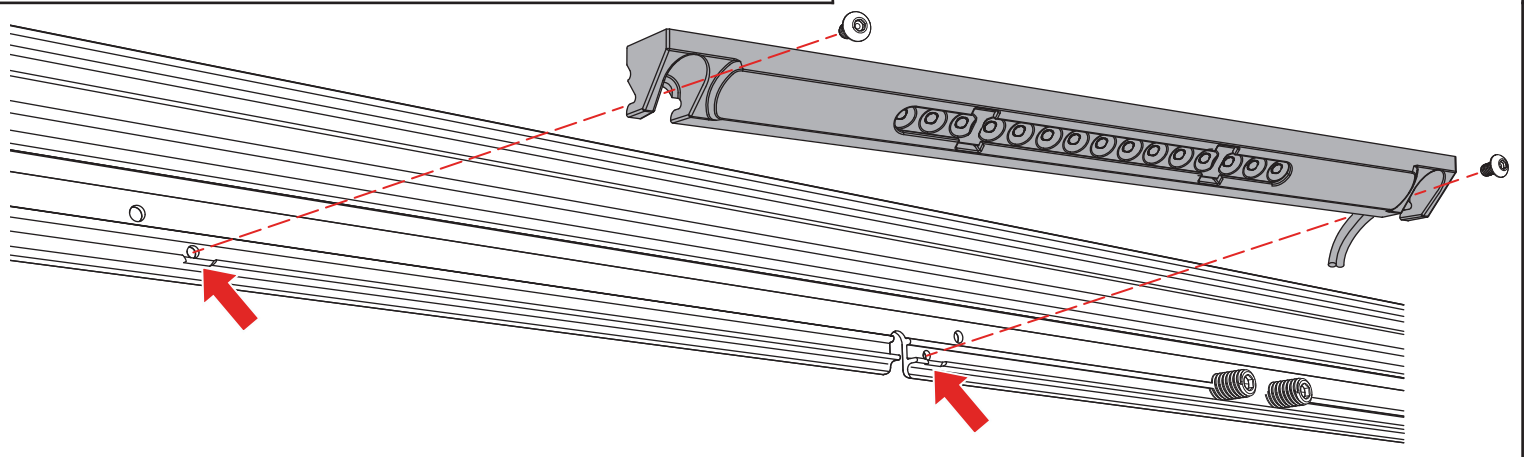
**1** Snap the LED light with wiring harness (B) into the provided housing (A) on the passenger side rail. The LED light with wiring harness will only fit one way.



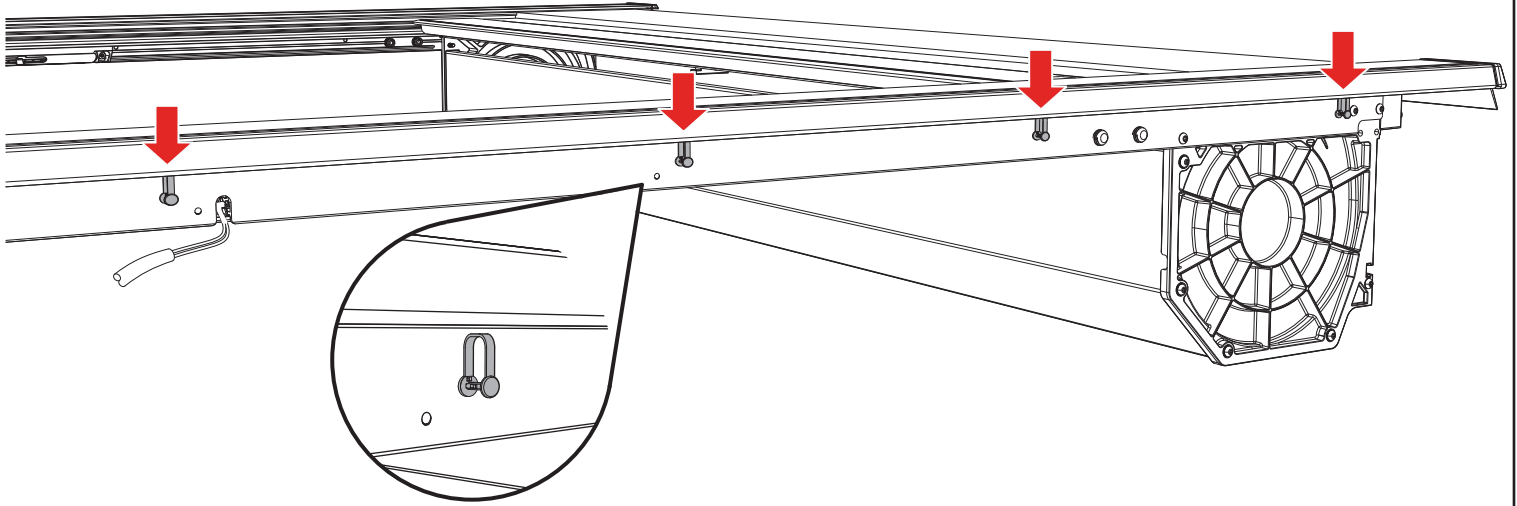
**2** Align the two holes in the LED housing (A) with the two holes about halfway down the length of the passenger side rail. With the provided screws (D) and a 1/8" Allen wrench, install the LED housing to the rail with a torque of 5 in-lbs (0.6 Nm). Ensure that the wire passes through the rail cutout, as shown in the Installed View below.



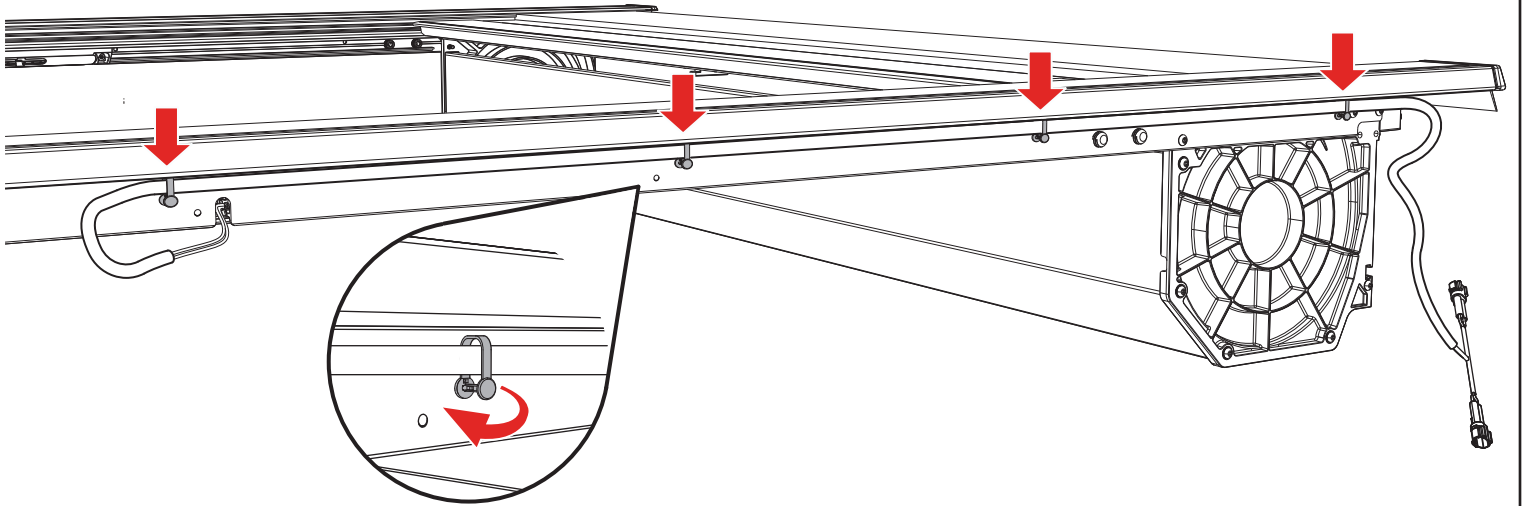
**INSTALLED VIEW**



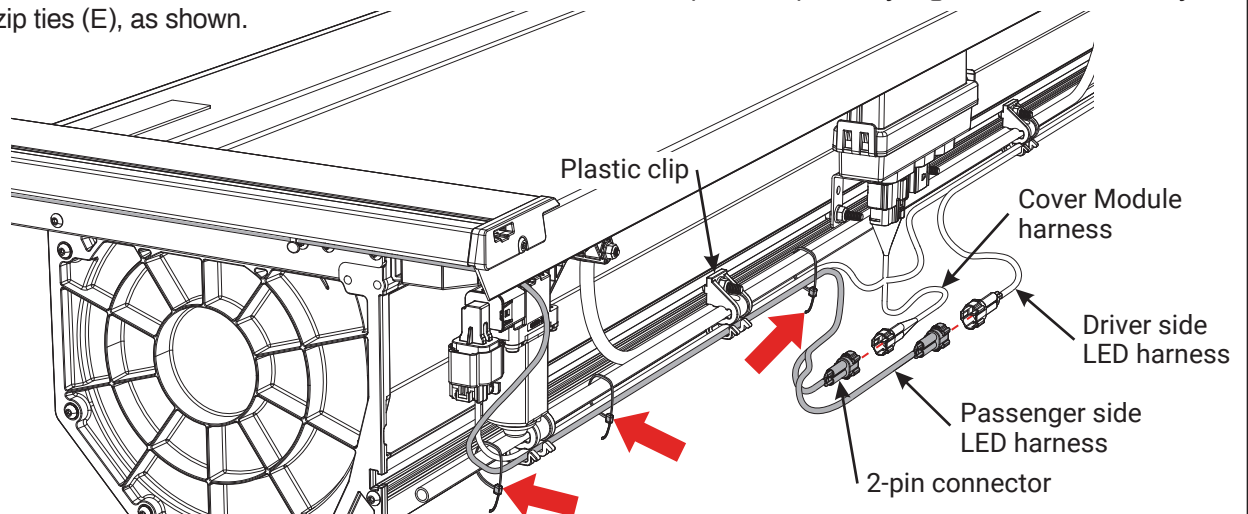
**3** Insert the cable retention clips (C) into the available four holes on the back side of the passenger side rail. **NOTE:** In your kit there is an extra fifth retention clip, in case one gets damaged or lost.



**4** Place the LED wire harness through the rear most cable retention clip (C) and secure the clip. Do this for every clip location, making sure the wire harness is neatly routed to the front end of the rail.



**5** Locate the 2-pin connector at the end of the passenger side LED harness (B) and the 2-pin connector on the cover module harness. Connect the passenger side LED harness to the Cover Module harness and then connect the other passenger side LED connector to the driver side LED harness. Secure the wire harness to the plastic clip. Neatly organize and secure any excess wire with three zip ties (E), as shown.





## **INNOTEC LIMITED ONE-YEAR WARRANTY**

**THIS LIMITED WARRANTY GIVES YOU SPECIFIC LEGAL RIGHTS AND YOU MAY ALSO HAVE OTHER RIGHTS, WHICH VARY FROM STATE TO STATE.**

Innotec warrants to Retrax / RealTruck that Innotec's Products will 1) Comply will all applicable laws, regulations and standards with respect to their manufacture or sale; 2) Conform to the contractual specifications and performance requirements; and 3) Be of merchantable quality, free from defects in workmanship and materials.

Innotec extends to the original trailer/vehicle purchaser a Limited One-Year Warranty, warranting that Innotec's products are free from defects in workmanship and/or materials only. Innotec shall replace any product returned to Retrax / RealTruck by the original purchaser which is proven to be defective in workmanship and/or material.

This Limited One-Year Warranty does not apply to (1) improper installation or modification (2) damage resulting from accidents, misuse or abuse (3) damage from severe applications such as road or environmental hazards (4) damage from chemicals and or cleaners that are incompatible to the Product and (5) Product installed without Innotec's approved wiring accessories or attachment methods. These applications are examples only and are not all inclusive of each excluded application. ANY VIOLATION OF THESE CONDITIONS WILL VOID THIS ONE-YEAR WARRANTY.

The exclusive remedy and Innotec's sole liability on any claim shall be limited to the replacement of the defective Product. In no event shall Innotec be liable for any incidental or consequential damages, including any costs associated with re-installation of the Product. There are no other warranties, expressed or implied (including any warranty of merchantability or fitness for a particular purpose), which extend beyond this Limited One-Year Warranty.

**SOME STATES DO NOT ALLOW THE EXCLUSION OR LIMITATION OF INCIDENTAL OR CONSEQUENTIAL DAMAGES, SO THE ABOVE LIMITATION OR EXCLUSION MAY NOT APPLY TO YOU.**

The Limited One-Year Warranty is not transferable beyond the original purchaser and applies to the original installation of Innotec's Product. This Limited One-Year Warranty cannot be modified without the expressed written authorization of an officer of Innotec.

To obtain warranty service, you must call 800-206-4070 or email our Customer Service Department at [retrax@retrax.com](mailto:retrax@retrax.com) during the warranty period.