

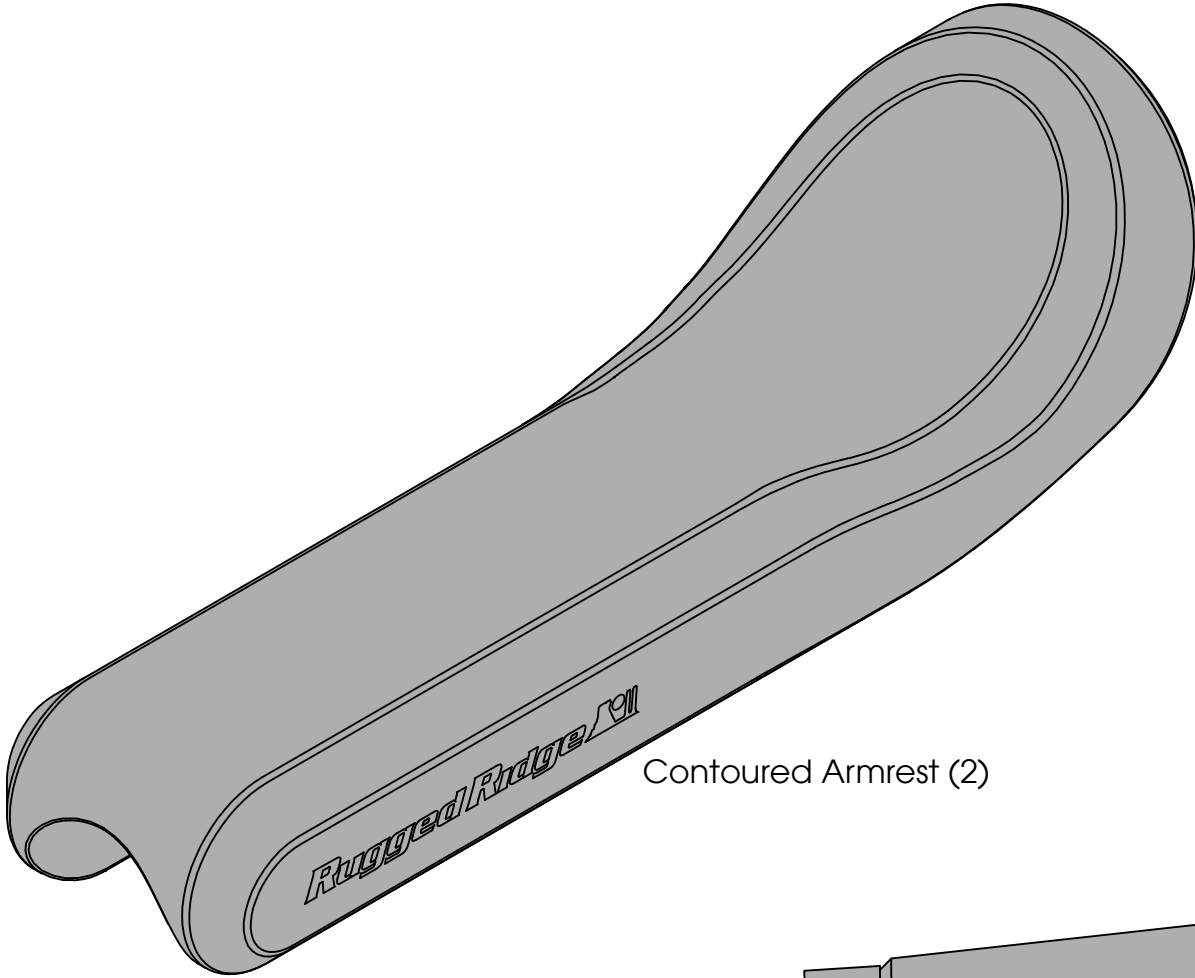


OMIX-ADA, Inc.

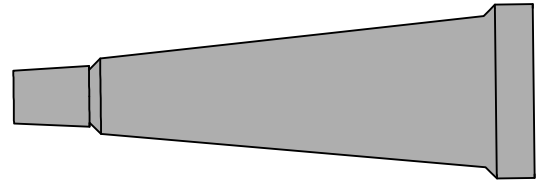
460 HORIZON DR. SUITE 100 | SUWANEE, GA 30024 | PHONE: 770-614-6101 | FAX: 770-614-6069 | info@omix-ada.com

Part #13579.60

Contoured Armrest for Tube Door



Contoured Armrest (2)



Adhesive Promoter (1)

OMIX-ADA® TECHNICAL SUPPORT

PHONE: M-F 8am - 5pm EST 1-800-449-6649 | **EMAIL:** techsupport@omix-ada.com

FOR WARRANTY INFORMATION VISIT: www.Omix-Ada.com

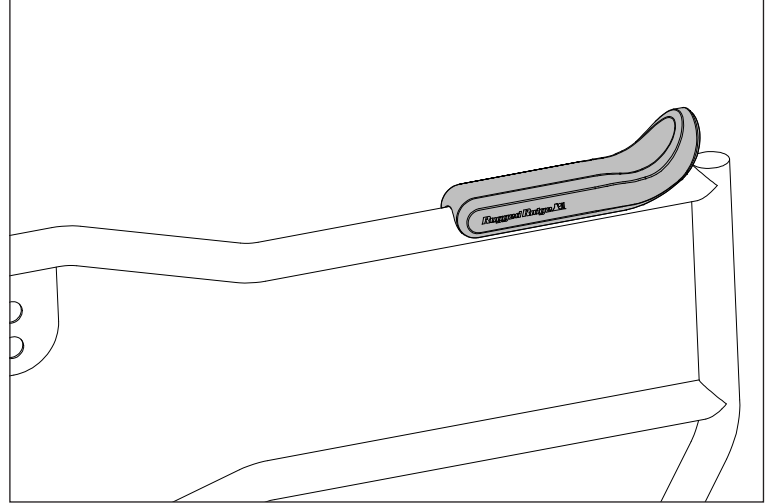


OMIX-ADA, Inc.

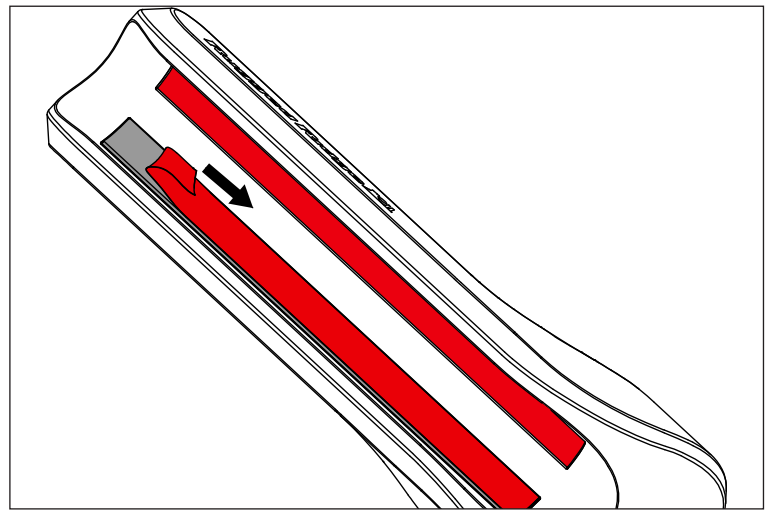
460 HORIZON DR. SUITE 100 | SUWANEE, GA 30024 | PHONE: 770-614-6101 | FAX: 770-614-6069 | info@omix-ada.com

Contoured Armrest for Tube Door

1. Position Armrest on tube to personal preference and mark location. Using Isopropyl alcohol, clean mounting surface.



2. Remove liner from tape. Apply Adhesive Promoter to mounting surface and let dry for 90 seconds.



3. Install Armrest and maintain pressure for 30 seconds. Full adhesion occurs within 24 hours of application.

