



## **PART NUMBER: DZ 99782/DZ 99783**

**\*\*INSPECT YOUR PRODUCT FOR DAMAGE & MISSING PARTS BEFORE PROCEEDING TO INSTALLATION\*\***

### **PROCEDURE FOR RETURNS OR MISSING HARDWARE**

- CONTACT THE ORIGINAL POINT OF PURCHASE FOR: SHIPPING DAMAGE, RETURNS, OR WARRANTY CLAIMS
- CONTACT DEE ZEE FOR MISSING PARTS OR HARDWARE

**1-800-779-2102**

*Mon-Thurs: 8:00am - 5:00pm | Friday: 8:00am - 4:00pm (CST)*

*Scan to view instructions online:*



INSTRUCTIONS ONLINE: [www.deezee.com/instructions](http://www.deezee.com/instructions)

INSTALLATION VIDEOS: [www.deezee.com/tech-tips](http://www.deezee.com/tech-tips)

PRODUCT REGISTRATION: [www.deezee.com/registration](http://www.deezee.com/registration)

**@DEEZEEMFG**



[www.deezee.com](http://www.deezee.com)

---

**⚠ WARNING:** Cancer and Reproductive Harm  
[www.P65Warnings.ca.gov](http://www.P65Warnings.ca.gov)

Operating, servicing, and maintaining a passenger vehicle can expose you to chemicals such as lead, phthalates, engine exhaust, and carbon monoxide that are known to the State of California cause cancer and birth defects or other reproductive harm. To minimize exposure, service your vehicle and its accessories in a well-vented area and wear gloves or wash your hands frequently.



## **DEE ZEE, INC. WARRANTY AGREEMENT**

Dee Zee, Inc. will manufacture the highest quality products for our customers through innovation, teamwork, and continuous improvement. Should the original purchaser experience manufacturer defects in materials or workmanship under normal use, Dee Zee, Inc. offers the below warranty coverage.

This warranty applies only to the original purchaser of new product(s) and is limited to the replacement of genuine Dee Zee products. Modification of any kind to Dee Zee products voids all warranty coverage. Warranty does not include electrical components, installation, cost of removal, labor, transportation costs, loss of use, inconvenience, or consequential damages.

Damage resulting outside of normal use such as road hazards such as gravel or other debris, product misuse, improper installation, impairments from accidents, product modifications, improper repairs, spills, vandalism, product neglect, lack of maintenance, not following cleaning instructions, or acts of God are not covered under this warranty agreement.

## **WARRANTY COVERAGE - MATERIALS & WORKMANSHIP**

### **LIMITED LIFETIME WARRANTY:**

- **STAINLESS STEEL:** Side Steps, Bull Bars, and Side Rails
- **ALUMINUM:** Side Steps, Running Boards, Storage Boxes, Transfer Tanks, Bed Protection, Side Rails, Platform Racks, Cargo Carriers, Cab Racks, Hex Series, and Invis-A-Rack
- **PLASTIC:** Storage Boxes

### **THREE-YEAR WARRANTY:**

- **POWDER-COATED / E-COATED STEEL:** Side Steps, Running Boards, Storage Boxes, Transfer Tanks, Sport Bar, Ladder Racks, Universal Cargo Trays, Under Seat Storage Drawer, and Cargo Slides
- **MOUNTING BRACKETS:** purchased for installation (NX, 6", Rough Step, Louvered, Hex Series, Underbed Boxes, and Bumper Guards only)
- **OTHER:** Tailgate Assist, Bed Mats, Floor Mats, Mud Flaps, Tailgate Board, Hood Deletes, Fender Deletes, Hinge Covers, Door Pocket, Door Hangers, Auxiliary Fuel Connection Kits, Tie Down Anchors, and ALL products not otherwise listed individually

## **Warranty Coverage – Finish Protection**

The finish of all Dee Zee products is covered for one-year (1) from the date of purchase. Dee Zee products have a high-quality finish that must be cared for and maintained like any other exposed finish on the vehicle. Protect the finish with non-abrasive automotive wax (e.g. Pure Carnauba) on a regular basis. Applying soaps, polishes, or waxes that contain an abrasive compound may scratch the finish and leave the exposed material susceptible to corrosion.

## **Warranty Coverage – Component Parts**

Operational items such as shocks, latches, hinges, and other wear items including, but not limited to, mud flaps, step pads, toolbox tray, end caps, hardware, gaskets, seals, etc. have a one-year (1) warranty.

All replacement parts are non-returnable and non-refundable. Some replacement parts are available online at [www.deezee.com/replacement-parts/](http://www.deezee.com/replacement-parts/) or they can be ordered via credit card by calling 1-800-779-2102.

Replacement keys are fulfilled by a third-party vendor and they can be ordered at [www.easykeys.com/dee-zee](http://www.easykeys.com/dee-zee). Locate the key code on the lock cylinder and use the drop-down menus. If you do not see your key code, enter the key code in the search bar. Dee Zee typically uses Eberhard lock cylinders if Dee Zee is not listed by name.

## **GPI® Fuel Pumps and Accessories**

Great Plains Industries (GPI) products, including transfer tank pumps and fuel meters, are covered by the manufacturer's warranty policies. Dee Zee's warranty terms do not apply to GPI products. To submit a warranty claim, please contact GPI directly at 1-800-835-0113 or visit [www.gpi.net](http://www.gpi.net).

## **Warranty Submission Procedure**

All warranty claims will be initiated at the place of purchase. The original purchaser will be required to present the original sales receipt with purchase date shown and provide photographs of the defect. All warranty replacement requests must be submitted via email to [returns@deezee.com](mailto:returns@deezee.com).

In the event the originally purchased product style is no longer available, Dee Zee will warranty the defective part with a current equivalent. If a comparable product is no longer available, the product would be returned to the store of purchase for a refund or the applicable cost difference can be paid to choose an alternate style.

## **Disclaimers**

All products are sold as appearance accessories and should not be relied upon as protection for the vehicle or its occupants in the event of an accident. Vehicles equipped with a supplemental restraints system (air bags) deployed by impact and collision avoidance systems should not be modified in any way. Always consult the vehicle manufacturer if you have any questions regarding supplemental restraint systems and sensors.


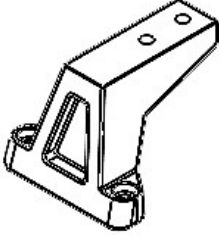

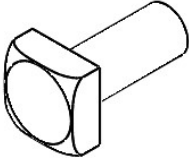
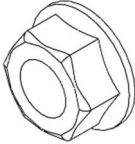

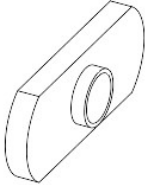
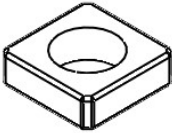
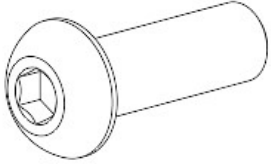
Buyer must accommodate front and rear sensors during product installation and assumes all risk should these be tampered, rerouted, severed, or disconnected. This includes disabling visual, audio, or vibration alerts into the cab. Buyer assumes all risk and responsibility for wiring any supplemental auxiliary lights.

Buyer assumes all risk, liability, and cost for the installation and use of Dee Zee products. Dee Zee, Inc. assumes no liability for injury, loss, incidental or consequential damages in the event of an accident.

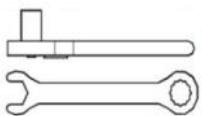
## **California Proposition 65**

**WARNING:** Operating, servicing, and maintaining a passenger vehicle can expose you to chemicals such as lead, phthalates, engine exhaust, and carbon monoxide that are known to the State of California cause cancer and birth defects or other reproductive harm. To minimize exposure, service your vehicle and its accessories in a well-vented area and wear gloves or wash your hands frequently. For more information visit: <https://www.p65warnings.ca.gov/>

## Hex Cross Bar Build Instructions

<b>A</b> Hex tubes  <b>VARIES</b> <b>X2</b>	<b>B</b> Hex Cross Rail Mount Bracket  <b>B 2944</b> <b>X4</b>	<b>C</b> Hex End Caps  <b>EC DZE-581ASSM</b> <b>X4</b>
<b>D</b> M8-1.25 X 20mm Square Head Bolt  <b>PN 524</b> <b>X8</b>	<b>E</b> M8-1.25 Flange Nut  <b>PN 526</b> <b>X8</b>	<b>F</b> M8 X 20 Button Head Bolt  <b>PN 1148</b> <b>X8</b>
<b>G</b> M8 2 Tab Weld Nut  <b>PN 611</b> <b>X8</b>	<b>H</b> M8 Square Nut  <b>PN 1262</b> <b>X8</b>	<b>I</b> M8 X 25mm Button Head Bolt  <b>PN 1460B</b> <b>X8</b>

### Tools Required




Wrench / Socket  
13mm



Allen Wrench  
5mm



Tape Measure



Rubber Mallet

**IF YOU HAVE A RETRAX,  
IRONMAN OR ROLL-N-LOCK  
TONNEAU, USE BOLTS F  
AND NUTS G FOR STEP 1**

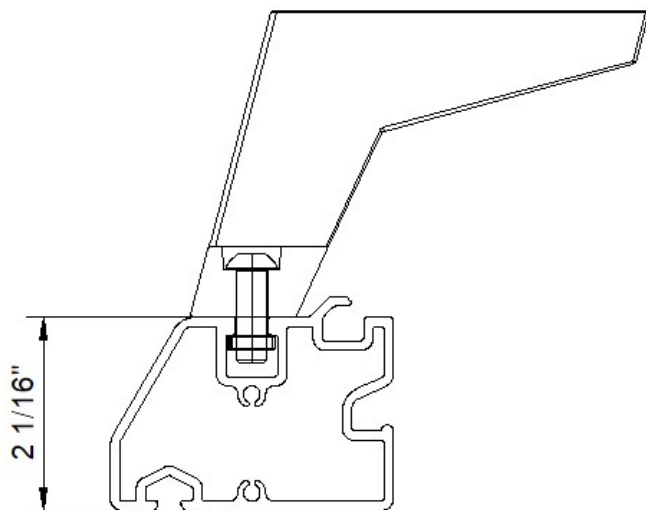
**REFER TO VEHICLE, TONNEAU, OR BASE  
RAIL MANUFACTURER FOR MAXIMUM LOAD  
RATING AVAILABLE.**

**CROSS RAIL LOAD RATING:  
200LBS DYNAMIC  
600LBS STATIC**

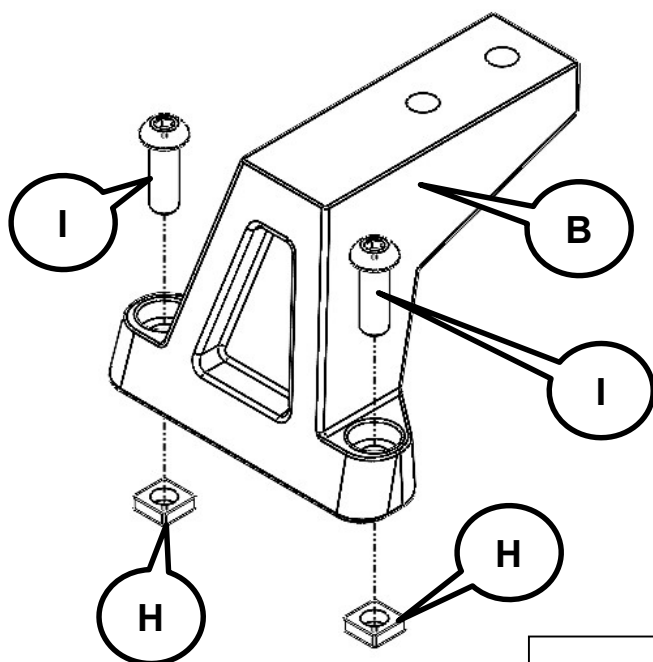
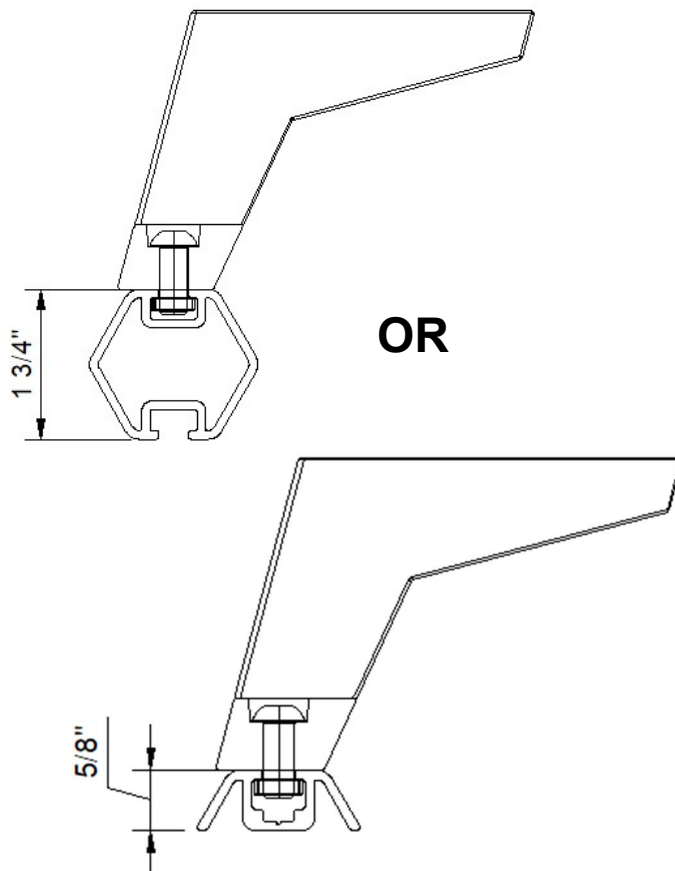
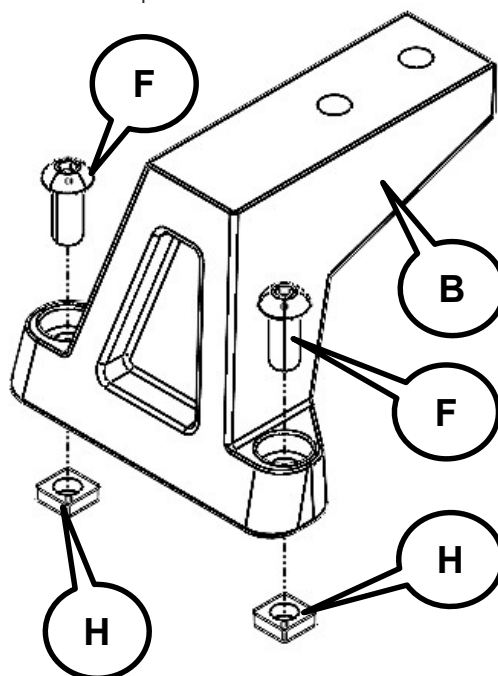
**1**

Install the bolts (I or F) and nuts (H or G) based on your application into all the stanchions (B). Only start the nut onto the bolts.

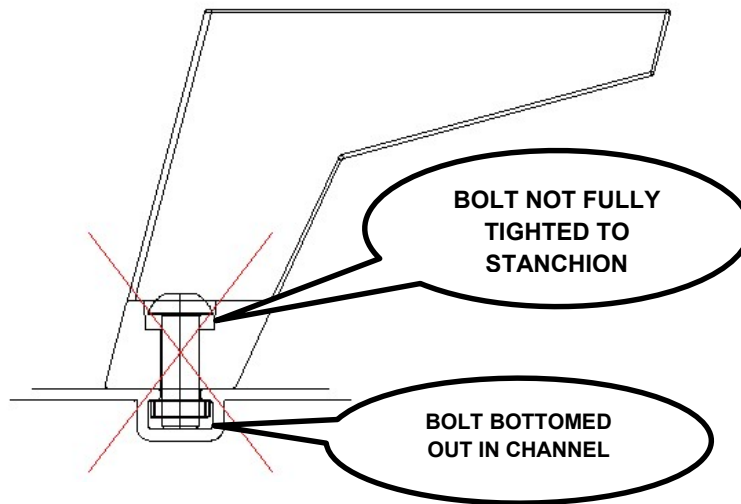
If you are mounting to the Dee Zee  
Tonneau USE LONGER BUTTON HEAD  
BOLTS



If you are mounting to the Dee Zee Hex  
Series USE SHORTER BUTTON HEAD  
BOLTS

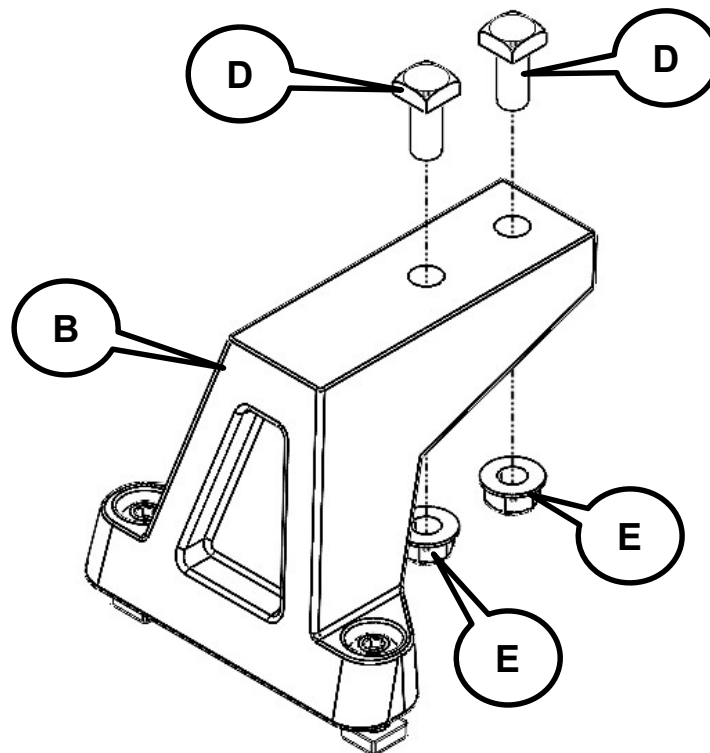
**X4****X4**

## WHAT NOT TO DO



2

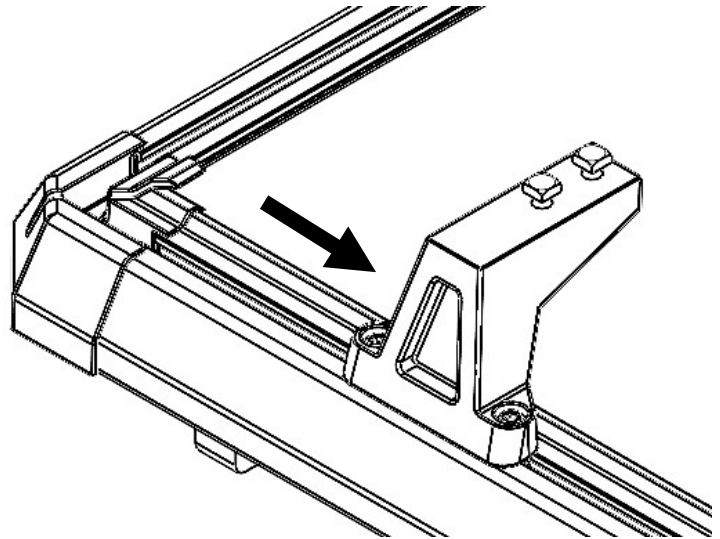
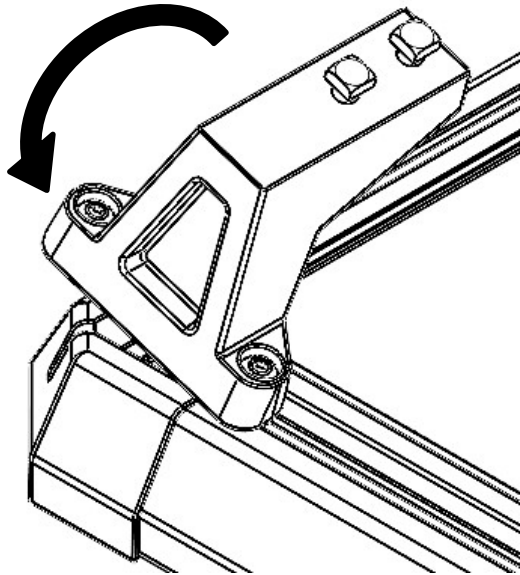
Install square bolts (D) and nuts (E) into all the stanchions (B). Only start the nut onto the bolts.



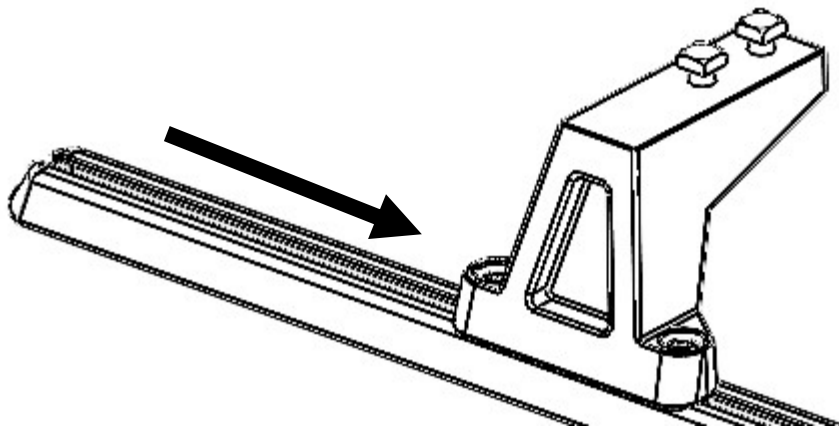
**X4**

**3**

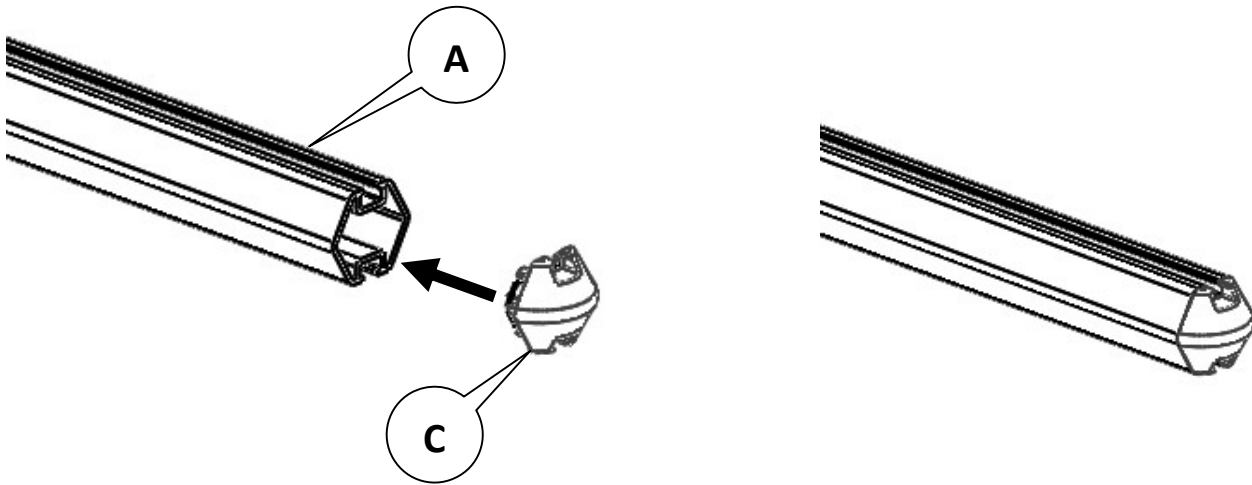
Slide the square nuts of the assembled Stanchions from Step 2 into the end of the base rail channel



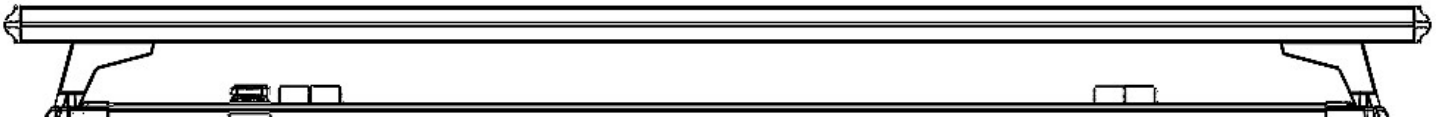
**OR**



- 4** Next install all endcaps (C) onto the rails (A) by first hand pushing them to set in place, then hitting them with a rubber mallet.



- 5** Install hex tubes by sliding the rail through the two square bolts of the assembled stanchions. Center the rail between the stanchions and fully tighten the rail to the stanchions.



- 6** Adjust the stanchions to desired locations and fully tighten the stanchions.

