



Silver Bullet®

Throttle Body Spacer

PN 46-34008




Important!

Please verify the parts list and read all instruction steps before you begin installation.

Make	Model	Year	Engine
Chevrolet	Silverado/Silverado LD	2014-2021	V8-5.3L
GMC	Sierra/Sierra Limited	2014-2021	V8-5.3L

- Step 1.** Loosen the two hose clamps & remove both vent hoses from the back of the intake tube. Remove the OE intake tube from the vehicle.
- Step 2.** Remove the (4) bolts on the throttle body, but do not disconnect the electrical wire. Move the throttle body out of the way for now, and leave the factory sealing O-ring in place.
- Step 3.** Install the new **Silver Bullet®** throttle body spacer and gasket in between the throttle body and manifold as shown (The “TOP” side should face the throttle body). Make sure the gasket is located between the throttle body and the **Silver Bullet®** spacer, NOT between the manifold and the **Silver Bullet®** spacer.
- Step 4.** Fasten the throttle body assembly using the (4) M6 hex-head bolts and washers. The order of hardware should be: bolt, lock washer, then the flat washer. (The flat washer will be against the throttle body.) Tighten the bolts to 5 Nm (45 in/lb.). Check to make sure that the **Silver Bullet®** spacer does not interfere with the function of the throttle body by opening the butterfly valve by hand. If there is interference, you will need to loosen the bolts and adjust the spacer up to clear the butterfly valve.
- Step 5.** Reinstall the intake tube. Make sure to tighten all of the clamps and reconnect both vent hoses.
- Step 6.** Start the vehicle up, but do not put the vehicle in gear. Rev the engine a few times to verify that the butterfly valve is not interfering with the **Silver Bullet®** throttle body spacer. If the vehicle does not rev up or continues to rev up after the accelerator pedal is released, then you will need to take it apart and reassemble exactly as instructions state.

Your install is now complete! Make sure to retighten all bolts and clamps after 100 miles of driving.



Parts List

- 1 **Silver Bullet®** Spacer
- 1 Gasket
- 4 M6x1x50mm Hex-head bolts
- 4 M6 Lock Washers
- 4 M6 Flat Washers

WARNING – INSTRUCTIONS MUST BE READ AND FOLLOWED EXACTLY AS WRITTEN. All warranties, whether express or implied, will be void and Advanced Flow Engineering, Inc. (aFe Power) and/or any other company associated in the design, manufacture, and/or distribution of this part will not be held liable for damage to person or property due to improper installation.

advanced FLOW engineering, Inc.
 252 Granite Street, Corona, CA 92879
 Support: 951-493-7100
 www.aFePower.com

Last Updated: 7/30/2021