

14-24 TOYOTA 4RUNNER 14-23 LEXUS GX460 APEX SERIES ROCK SLIDERS







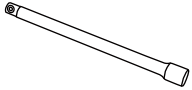
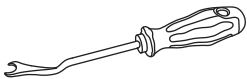


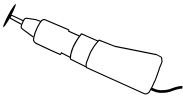

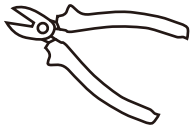
Model:	ATTTR01C101-BX
Material:	E-Coated Steel
Package Dimensions:	66.93" x 18.9" x 12.99"
Product Weight:	98lbs

⚠ WARNING

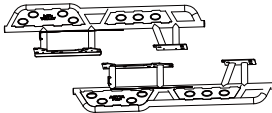





This product is designed primarily to enhance the appearance of the vehicle. Do not rely on any component of this product for protection against injury or death in the event of an accident. To reduce the risk of serious injury or property damage, please read all safety warnings and carefully review all instructions and procedural notices before attempting to install or use this product.

⚠ CAUTION

✘ Please recheck fasteners after 250 miles and inspect frequently.

REQUIRED TOOLS	Socket 	Ratchet 	
	Flathead Screwdriver 	Wrench 	Extension 
	Panel Remover 	Drill 	Hex Bit Socket 
	Cutting Tool 	Double-ended sleeve 	Lineman Pliers 

Parts Information

NO.	Parts Name	Size	Illustration	Qty
/	Running Boards	/		2
/	Left and right nut plates	/		2
B20	Hex Bolts	'M8*25-8.8		33
W19	Flat Washer	φ8*24*2mm		33
W16	Spring Washer	'φ8		33
N22	Hex Nuts	M8		6

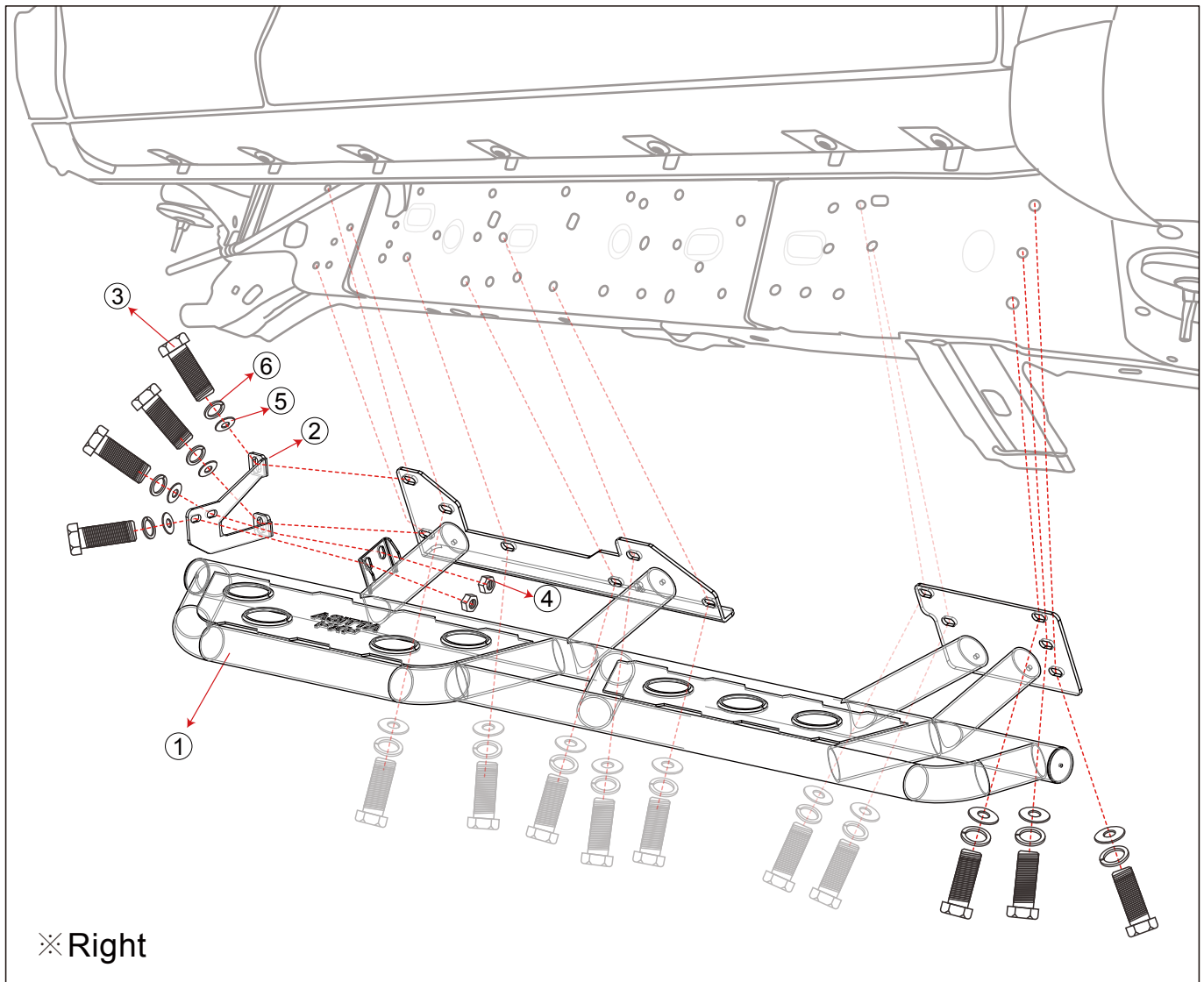
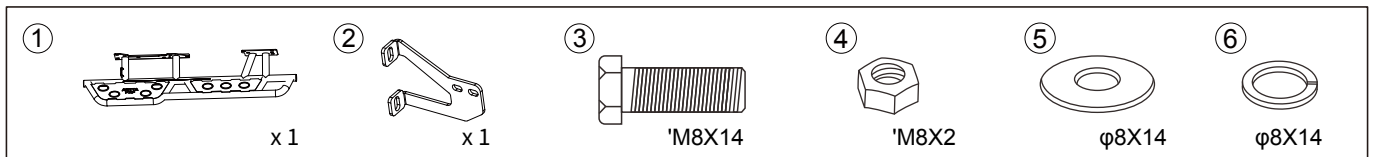
※Note: One pack of spare parts is provided.

Installation Instructions

Step 1: Open the box and check whether all components are included.

Step 2: Remove the original railing frame.

Step 3: Right side pedal installation.



Step 4: Left pedal installation.

