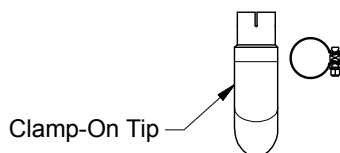
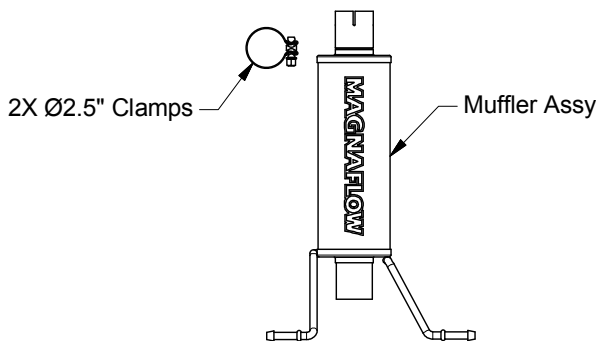
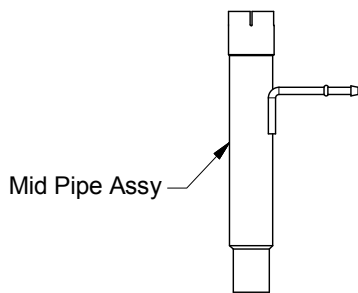
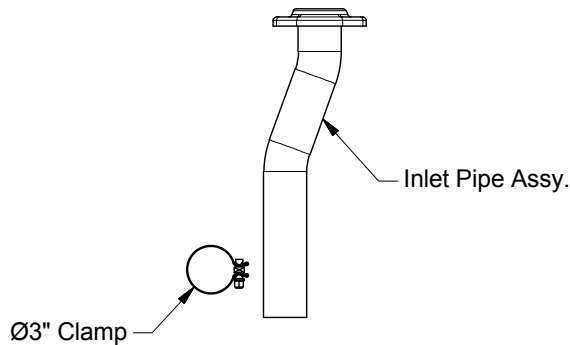


## 2007 - 2008 Chevrolet Silverado / GMC Sierra SC



**Warning:** When working on, under, or around any vehicle exercise caution. Please allow the vehicle's exhaust system to cool before removal, as exhaust system temperatures may cause severe burns. If working without a lift, always consult vehicle manual for correct lifting specifications. Always wear safety glasses and ensure a safe work area. Serious injury or death could occur if safety measures are not followed.

**Step 1:** (Carefully read all instructions before installation) To remove the OEM exhaust system, you will first need to cut the exhaust pipe behind the muffler before it goes over the axle. Next disengage the welded hangers from the rubber isolators and remove the tail pipe. Unbolt the muffler inlet from the catalytic converter at the clamp junction. Do not damage or discard the OEM fasteners or rubber isolators, as they will be reused to mount your new MAGNAFLOW system.

**Step 2:** Install the new inlet pipe at the ball flare using the OEM fastener. Leave all clamps and fasteners loose for final adjustment of the complete system. Slip the mid pipe assembly inlet over the inlet pipe outlet and loosely secure using the supplied clamp. Install the muffler and tailpipe in a similar fashion using the supplied clamps and by fitting the welded hangers into the OEM rubber isolators.

**Step 3:** With all components mounted loosely, adjust the system for overall aesthetics and clearance of frame & bodywork. (MAGNAFLOW recommends at least 1/2" of clearance between the exhaust system and any body panels to prevent heat-related body damage or fire.)

**Step 4:** Once a final position has been chosen for the new system, evenly tighten all fasteners from front to rear. The supplied band clamps must be VERY tight to properly align the pipes and prevent leaks (Approximately 65ft-lbs). U-bolt clamps should be tightened to approximately 30-35ft-lbs. Inspect all fasteners after 25-50 miles of operation and retighten if necessary.

**\*\* Magnaflow Performance Exhaust recommends professional installation on all their products**