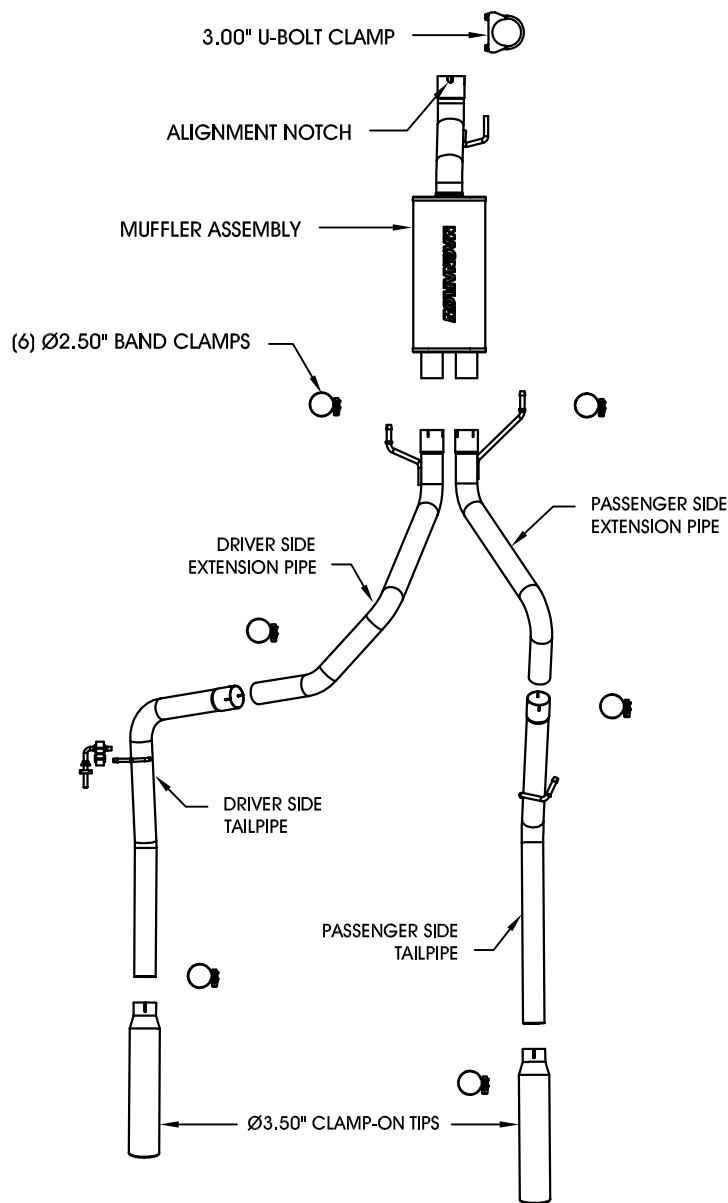


### 2006 DODGE RAM 1500 - V8 5.7L Duals (For 4WD vehicles with a solid front axle)

**Warning:** When working on, under, or around any vehicle exercise caution. Please allow the vehicle's exhaust system to cool before removal, as exhaust system temperatures may cause severe burns. If working without a lift, always consult vehicle manual for correct lifting specifications. Always wear safety glasses and ensure a safe work area. Serious injury or death could occur if safety measures are not followed.

**Note:** MAGNAFLOW Performance dual exit truck systems are designed to fit stock-height vehicles with OEM hitches and spare wheel and tire combos. Vehicles with aftermarket components such as trailer hitches, larger spare wheel and tire, or ride height changes may require modification of the exhaust system for proper fit and finish.




**Step 1:** (Carefully read all instructions before installation) Disconnect the vehicle's battery before removal of the OEM exhaust. This will allow the computer to reset itself with the new system, and prevent electrical accidents. To remove the OEM system, unbolt the tailpipe and muffler assemblies. Do not discard or damage the OEM fasteners and rubber insulators, as they will be reused to mount the new system. Disengage the welded hangers from the OEM rubber insulators and remove the system.

**Step 2:** Begin installation of the new system by fastening the muffler assembly to the catalytic converter extension pipe using the supplied 3.00\" U-bolt clamp. Be sure to line up the large notch in the inlet pipe with the alignment peg. Leave all clamps and fasteners loose for final adjustment of the complete system. Working rearward, install the muffler, extension pipes, and tailpipes using the supplied hardware as shown in the system diagram. A hanger bracket and mounting fasteners are supplied to hang the driver's side tailpipe from a pre-drilled hole in the frame as shown in Diagram 2. (The photo of the hanger assembly may differ slightly for your vehicle, it is provided for reference). Adjustable tip assemblies are provided to fit a variety of aftermarket bumpers and rollpans. Once a final position is chosen for the tips, it is recommended to have them welded to the tailpipes.

\*MAGNAFLOW Performance Exhaust recommends professional installation on all their products

Technical support: 1-800-959-9226 ext. 4500



### 2006 DODGE RAM 1500 - V8 5.7L DUALS (For 4WD vehicles with a solid front axle)




DIAGRAM 2

**Warning:** When working on, under, or around any vehicle exercise caution. Please allow the vehicle's exhaust system to cool before removal, as exhaust system temperatures may cause severe burns. If working without a lift, always consult vehicle manual for correct lifting specifications. Always wear safety glasses and ensure a safe work area. Serious injury or death could occur if safety measures are not followed.

**Note:** MAGNAFLOW Performance dual exit truck systems are designed to fit stock-height vehicles with OEM hitches and spare wheel and tire combos. Vehicles with aftermarket components such as trailer hitches, larger spare wheel and tire, or ride height changes may require modification of the exhaust system for proper fit and finish.

**Step 3:** With all components mounted loosely, adjust the system for overall aesthetics and clearance of frame & bodywork. (MAGNAFLOW recommends at least 1/2" of clearance between the exhaust system and any body panels to prevent heat-related body damage or fire.)

**Step 4:** Once a final position has been chosen for the new system, evenly tighten all fasteners from front to rear. The supplied band clamps must be VERY tight to properly align the pipes and prevent leaks (Approximately 65ft-lbs). U-bolt clamps should be tightened to approximately 30-35ft-lbs. Inspect all fasteners after 25-50 miles of operation and retighten if necessary.