

iRunning Board Installation Instruction

Application: 1997-2016 Ford Expedition (Not For EL)

REV: 20170601

Item	Part Name	QTY	Item	Part Name	QTY
1.2	Running Boards (Driver+Passenger)	2	8	ST8x25 Self Tapping Screw	6
3	Front Bracket (FB)	2	9	M8 Flat Washers	18
4	Driver Center/Rear Bracket (LC/ LR)	2	10	M8 Lock Washers	12
5	Passenger Center/Rear Bracket (RC/RR)	2	11	M6 Square Head Bolt	12
6	M8X1.25-25mm Hex Bolt	12	12	M6 Nylon Lock Nuts	12
7	M8 Hex Nuts	6	13	M6 Flat Washers	12



Step	Description
1	Verify all parts are present. Read instructions completely before beginning.
2	Remove any tape on the inside of rocker panel that covers the mounting holes. NOTE: M8 self tapping bolts replace one 8mm bolt per bracket if the factory holes are not tapped for 8mm bolts.
3	Attach brackets to underside of body panel as shown. Leave loose. SEE FIG 1.
4	Insert square head bolts as shown (3 per slot,6 per Running board). SEE FIG 2,
6	Attach board to brackets as shown . Make sure board and brackets are properly aligned and tighten fasteners. Recommended torque values are 16 Ft. Lbs. for 8mm fasteners, 5 Ft. Lbs. For M8 self tapping bolts, and 10 Ft. Lbs. for M6 square head fasteners. SEE FIG 3
10	INSTALLATION IS COMPLETE.

FINISH PROTECTION:

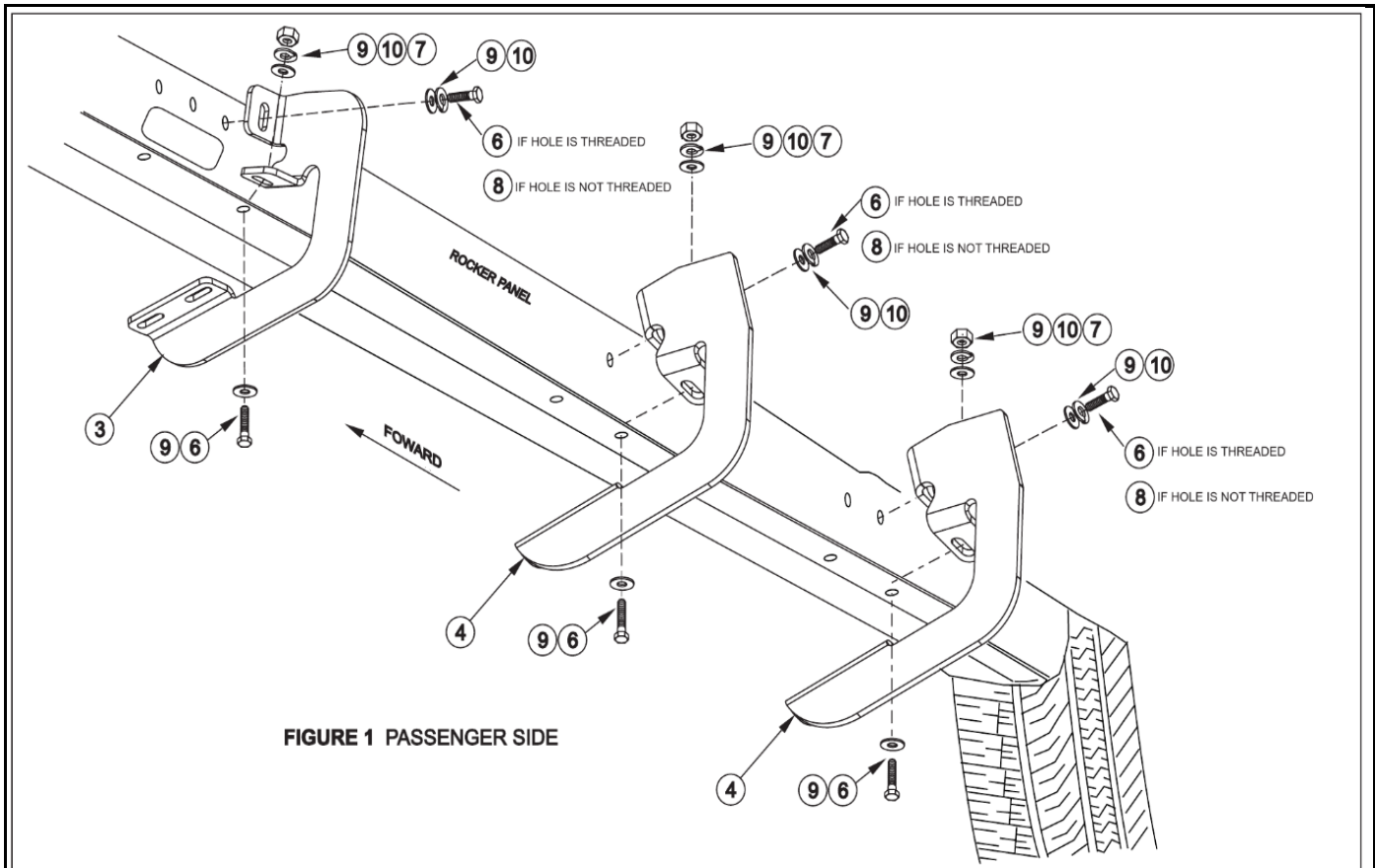
Products have a high quality finish that must be cared for like any other exposed finish on the vehicle. Protect the finish with a non-abrasive automotive wax, (e.g.Pure Carnauba) on a regular basis. The use of any soap, polish or wax that contains an abrasive is detrimental, as the compounds scratch the finish and open it to corrosion.

The instruction here is for your reference only. We strongly recommend the professional installer for best result. We are not responsible for any damage caused by the installation. Thank you for choosing our product!

iRunning Board Installation Instruction

Application: 1997-2016 Ford Expedition (Not For EL)

REV: 20170601



SQUARE HEAD BOLT

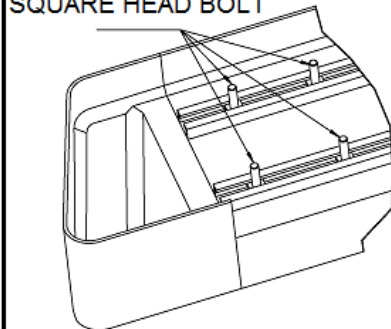


FIGURE 2

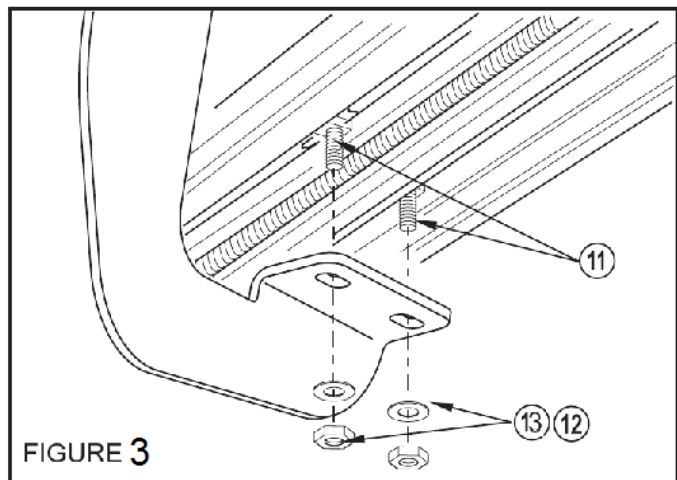


FIGURE 3

***Pictures are for reference only, actual bars may be a little different.**

The instruction here is for your reference only. We strongly recommend the professional installer for best result. We are not responsible for any damage caused by the installation. Thank you for choosing our product!

iRunning Board Installation Instruction

Application: 1997-2016 Ford Expedition (Not For EL)

REV: 20170601



The instruction here is for your reference only. We strongly recommend the professional installer for best result. We are not responsible for any damage caused by the installation. Thank you for choosing our product!