

HUSKYLINERS®

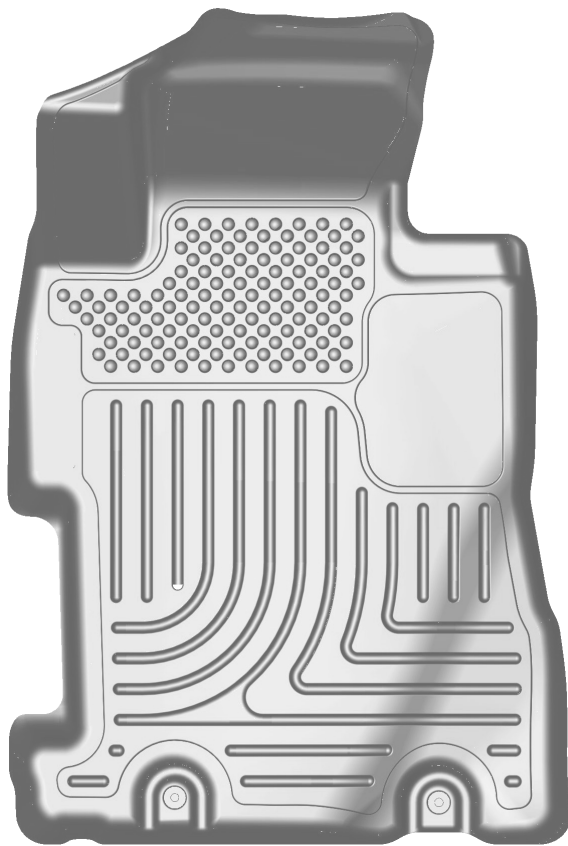
weatherBEATER

CARE AND USE INSTRUCTIONS

Thank you for selecting a WeatherBeater® Floor Liner from Winfield Consumer Products. Your new front floor liners are custom molded to fit your Honda Civic 4-Door. The liners are made to take the place of your factory floor mats. **For correct fit, it is necessary to remove the factory floor mats before installing your new floor liners.** However, do not remove the factory-installed carpeting.

Your liners are made from an engineering resin that is lightweight and extremely tough and durable. The easiest way to clean your liners is with a damp cloth or sponge. If using a cleaner, 409® or Glass Plus® work well. Use of Armor All®, Son-of-a-Gun® or similar items is discouraged as these products make the liners slick.

INSTALLATION INSTRUCTIONS FOR YOUR HONDA CIVIC 4-DOOR FRONT FLOOR LINERS



LEFT OR DRIVER'S SIDE



RIGHT OR PASSENGER'S SIDE

PLEASE NOTE: YOUR DRIVER'S SIDE LINER IS DESIGNED TO BE INSTALLED USING THE FACTORY MAT HOOKS. IF YOUR VEHICLE DOES NOT HAVE THE FACTORY MAT HOOKS, THEY CAN BE PURCHASED FROM YOUR HONDA DEALERSHIP. DO NOT INSTALL YOUR LINERS WITHOUT THE FACTORY HOOKS IN PLACE. SEE THE BACK OF THIS SHEET FOR MORE INFORMATION.

TO EASE INSTALLATION OF YOUR CIVIC 4-DOOR FRONT LINERS, FIRST MOVE BOTH OF THE FRONT SEATS TO THEIR MOST REARWARD POSITION. THE FRONT LINERS ARE DESIGNED TO ATTACH TO THE EXISTING FACTORY MAT HOOKS (SEE PHOTOS BELOW) YOU MUST REMOVE THE FACTORY MATS BEFORE INSTALLING YOUR LINERS. **DO NOT INSTALL THE LINER IF YOUR VEHICLE DOES NOT HAVE FACTORY HOOKS INSTALLED.** ONCE YOU HAVE INSTALLED YOUR LINERS, REPOSITION THE SEATS AS DESIRED.

Your Honda Civic should be equipped with two factory carpet hooks as shown below. You must remove the factory mats before installing your Husky Liners. If your vehicle does not have these hooks, they can be purchased from your Honda dealer.

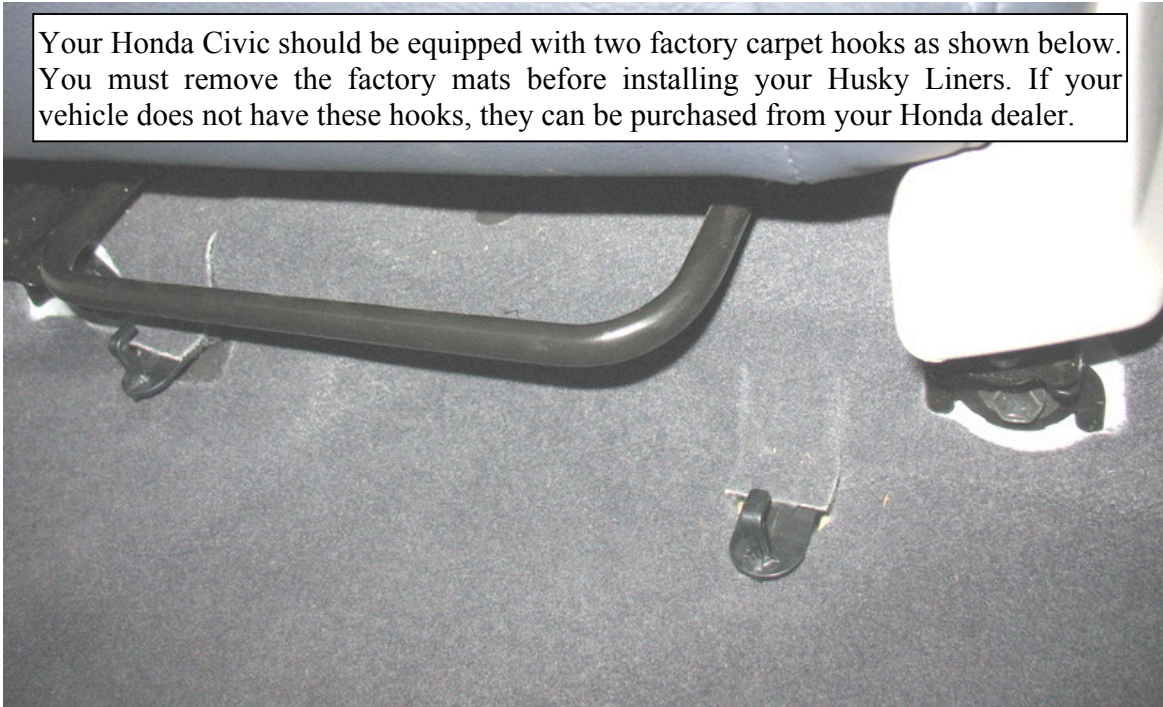


Photo showing a correctly installed Husky Liner in a Honda Civic 4-Door.

HUSKYLINERS®

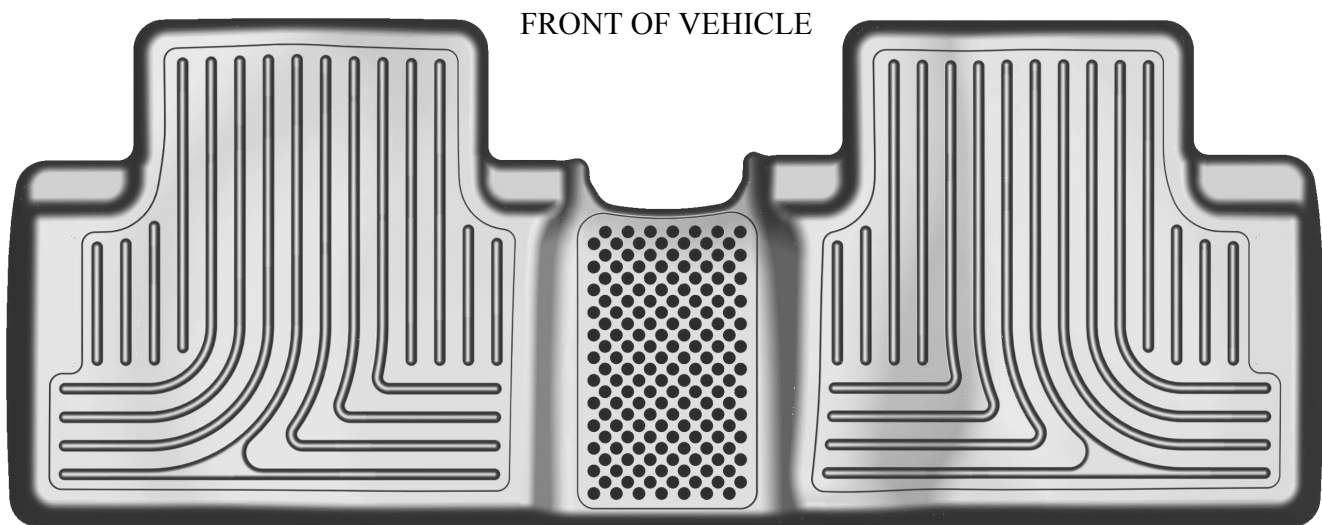
weatherBEATER

CARE AND USE INSTRUCTIONS

Thank you for selecting a WeatherBeater® Floor Liner from Winfield Consumer Products. Your new rear floor liner is custom molded to fit your Honda Civic 4-door. The liner is made to take the place of your factory floor mats. **For correct fit, it is necessary to remove the factory floor mats before installing your new floor liners.** However, do not remove the factory-installed carpeting.

Your liner is made from an engineering resin that is lightweight and extremely tough and durable. The easiest way to clean your liner is with a damp cloth or sponge. If using a cleaner, 409® or Glass Plus® work well. Use of Armor All®, Son-of-a-Gun® or similar items is discouraged as these products make the liner slick.

INSTALLATION INSTRUCTIONS FOR YOUR HONDA ACCORD SECOND SEAT FLOOR LINER



TO EASE INSTALLATION OF YOUR CIVIC 4-DOOR SECOND SEAT LINER, MOVE THE FRONT SEATS TO THEIR MOST FORWARD POSITIONS. WITH THIS DONE, INSTALL THE LINER IN YOUR VEHICLE. ONCE THE LINER IS INSTALLED, REPOSITION THE FRONT SEATS AS DESIRED.

HUSKY LINERS PRODUCT WARRANTY

Husky Liners guarantees to the original purchaser of Husky Liners products that they will not break or tear under normal usage during the life of the motor vehicle in/on which they are installed. This warranty shall only be effective while the original purchaser owns the motor vehicle and shall not apply to Husky Liners products that have been removed from the original vehicle on which they were installed. This warranty applies only to those parts that are correctly installed in/on the vehicle for which they were intended.

Husky Liners will warrant any part during the warranty period that proves defective in material and/or workmanship under normal installation, use, service, or maintenance. Return alleged defective part to the place of purchase for replacement or refund. Please have a copy of your purchase receipt available when you call. The foregoing is the only express warranty made by the manufacturer and is limited to the duration of this warranty. **ANY IMPLIED WARRANTY OF MERCHANTABILITY OR FITNESS FOR A PARTICULAR PURPOSE IS LIMITED IN DURATION TO THE DURATION OF THIS WARRANTY. LABOR CHARGES, INJURIES, OR ANY OTHER LOSS OR DAMAGES WHATSOEVER, INCLUDING THOSE INCURRED IN INSTALLATION ARE EXCLUDED. ADDITIONALLY, PAINTING OF REPLACEMENT HUSKY LINER PARTS AND ANY VEHICLE COMPONENT REPAIR OR REPLACEMENT AS WELL AS INCIDENTAL DAMAGES ARE EXCLUDED.**

This warranty is void for damages to the product due to misuse, abuse, neglect, accident, improper installation or any use that violates the instructions furnished by us.

ABNORMAL WEAR AND TEAR ARE NOT COVERED UNDER THIS WARRANTY. Obviously, if your dog chews up your Husky Liner product, it's not covered under the warranty. Likewise, if you shut your Husky Liner in the door of your vehicle, damage to the liner and/or door are not covered. Commonplace, everyday wear on a particular product is considered normal, and is not covered under warranty repair.

Winfield Consumer Products – 800.344.8759 – P.O. BOX 839 – 22425 'D' St.– Winfield KS 67156