




CARE AND USE INSTRUCTIONS

Thank you for choosing Gator Floor Liners from. Your new floor liners are custom molded to fit your truck. These liners are made to take the place of your factory floor mats. For a correct fit, it is necessary to remove your factory floor mats before installing your new floor liners. However, do not remove the factory installed carpeting.

Your liners are made from an engineering resin that is lightweight, extremely tough, and durable. The easiest way to clean your Gator floor liners is with a damp cloth or sponge. If using a cleaning solution, 409[®] or Glass Plus[®] work well. Use of Armor All[®], Son-of-a-Gun[®] or similar items is discouraged as these products make the liners slick.

INSTALLATION INSTRUCTIONS FOR YOUR FRONT FLOOR LINERS






DRIVER'S SIDE

PASSENGER'S SIDE

TO EASE INSTALLATION OF YOUR FRONT LINERS, MOVE BOTH FRONT SEATS TO THEIR MOST REARWARD POSITION. TAKE CARE THAT THE DRIVER'S SIDE LINER IS SECURELY ATTACHED TO THE FACTORY FLOOR MAT POSTS. THE PASSENGER SIDE LINER WILL BE SECURE IN PLACE BY A FASTENER INCLUDED IN YOUR PACKAGING. PLEASE REFER TO THE INSTALLATION INSTRUCTIONS ON THE BACK OF THIS PAGE. ONCE YOU HAVE INSTALLED YOUR LINERS, REPOSITION THE SEATS AS DESIRED.

IN YOUR PACKAGING YOU WILL FIND A COMPONENT BAG WITH A FASTENER - THE FASTENER WILL BE USED TO SECURE YOUR PASSENGER SIDE LINER IN PLACE. LOCATE THE FASTENER, REMOVE IT AND UNSCREW THE CAP FROM THE BASE (SEE IMAGE 1). NEXT, INSERT THE THREADED PORTION OF THE BASE THROUGH THE HOLE IN THE PASSENGER SIDE LINER (SEE IMAGE 2). THEN, INSTALL AND POSITION THE LINER IN VEHICLE, AND USING A COIN OR SIMILAR, SCREW THE BASE OF THE FASTENER INTO THE CARPETING (SEE IMAGE 3). LASTLY, ATTACH THE CAP TO THE THREADED STUD (SEE IMAGE 4).



**INSTALLATION INSTRUCTIONS FOR YOUR
SECOND SEAT FLOOR LINER**



SECOND SEAT LINER

TO EASE INSTALLATION OF YOUR TRUCKS SECOND SEAT LINER, MOVE BOTH FRONT ROW SEATS TO THEIR MOST FORWARD POSITION. WITH THIS DONE, INSTALL YOUR LINER, POSITIONING IT AS SHOWN IN THE IMAGE ABOVE. ONCE THE LINER IS INSTALLED, REPOSITION THE FRONT SEATS AS DESIRED.

Gator Floor Liners are made by Husky Liners. Please contact 800-344-8759 with any questions, to claim your warranty, or to discuss a return. You can also send an email to customerservice@huskyliners.com.

CUSTOMER SUPPORT: 800-344-8759

GATOR PRODUCT WARRANTY

Gator guarantees to the original purchaser of these Gator Floor Liners that they will not break or tear under normal usage during the life of the motor vehicle in which they are installed. This warranty shall only be effective while the original purchaser owns the motor vehicle and shall not apply to Gator Floor Liners that have been removed from the original vehicle on which they were installed. This warranty applies only to those parts that are correctly installed in the vehicle for which they were intended.

Gator will warrant any part during the warranty period that proves defective in material and/or workmanship under normal installation, use, service, or maintenance. Return alleged defective part to the place of purchase for replacement or refund. Please have a copy of your purchase receipt available when you call. The foregoing is the only express warranty made by the manufacturer and is limited to the duration of this warranty. ANY IMPLIED WARRANTY OF MERCHANTABILITY OR FITNESS FOR A PARTICULAR PURPOSE IS LIMITED IN DURATION TO THE DURATION OF THIS WARRANTY. LABOR CHARGES, INJURIES, OR ANY OTHER LOSS OR DAMAGES WHATSOEVER, INCLUDING THOSE INCURRED IN INSTALLATION ARE EXCLUDED. ADDITIONALLY, PAINTING OF REPLACEMENT PARTS AND ANY VEHICLE COMPONENT REPAIR OR REPLACEMENT, AS WELL AS INCIDENTAL DAMAGES, ARE EXCLUDED.

This warranty is void for damages to the product due to misuse, abuse, neglect, accident, improper installation or any use that violates the instructions.

ABNORMAL WEAR AND TEAR ARE NOT COVERED UNDER THIS WARRANTY. Obviously, if your dog chews up your Gator Floor Liner, it's not covered under the warranty. Likewise, if you shut your Gator Floor Liner in the door of your vehicle, damage to the liner and/or door are not covered. Commonplace, everyday wear on a particular product is considered normal, and is not covered under warranty repair.

Gator Floor Liners are made by Husky Liners. Please contact 800-344-8759 with any questions, to claim your warranty, or to discuss a return. You can also send an email to customerservice@huskyliners.com.

CUSTOMER SUPPORT: 800-344-8759