

# POP & LOCK<sup>®</sup>

## Installation Instructions Tailgate Lock PL1100 & PL1100C

Chevy Silverado & GMC Sierra 1999-2006 & 2007 Classic

### Contents:

Lock Assembly, 2 keys  
1/4-20 One-Way Screw  
1/4-20 Hex Head Bolt  
Large Washer  
Instructions, Warranty Card

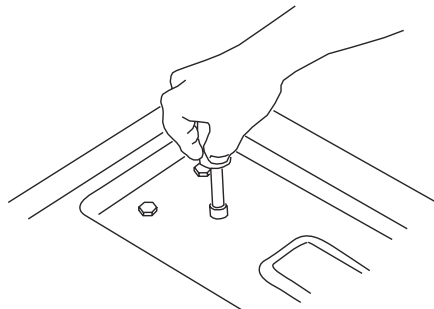
### Tools Required:

11 and 13 MM Sockets

### Tech Support:

Call 1-800-342-5911

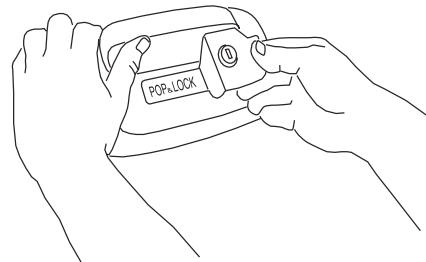
For the latest instructions please  
visit [www.popandlock.net](http://www.popandlock.net)



1.

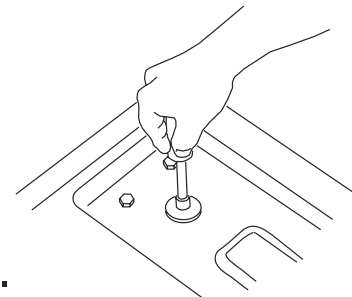
Lower the tailgate. Remove the center bolt using a 13MM wrench and loosen the other two.

Note: Bedliner panel may have to be removed.



2.

Slightly lift the handle and insert the POP&LOCK aligning the threaded clip with the center bolt hole.



3.


Insert the 1/4-20 hex head bolt into the POP&LOCK and tighten. Push the handle all the way up and tighten the two mounting screws.

Note: Do not over-tighten screws.

Install the one-way screw in place of the hex head bolt for added security.

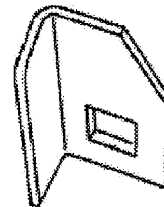
*Some trucks have handles that are mounted slightly lower in respect to the bezel which can cause the key to be difficult to remove after locking the unit. To alleviate this problem, modify the cam of the lock as shown below.*

*Unscrew the cam from the lock and clamp in a vice.*



*Tighten an adjustable wrench over the tip of the cam and bend it 10 - 30 degrees to provide more clearance.*

*Readjust if necessary.*




NOTE: POP&LOCK is designed to secure the passenger side latch. You may experience that the drive side latch can open due to the flex in the handle, but the tailgate will still remain locked.




## *Installation Tech Note*

### *Tailgate Lock PL1100*

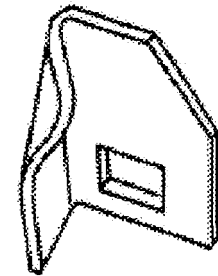


Unscrew the cam from the lock and clamp in a vice as shown.

Tighten an adjustable wrench over the tip of the cam and bend it as shown on the right.



Bend the tip of the cam 10 to 30 degrees as shown above to provide more clearance.



Readjust if necessary.

## LIMITED WARRANTY TERMS AND CONDITIONS

- (1) **Installation.** Pop & Lock™, LLC (and Pop & Lock™ Corporation) is not responsible for installing the Pop & Lock™ or for the harm suffered by any person as a result installing it.
- (2) **Warranties.**
- a. Customer acknowledges that it is unreasonable to believe that any device whatever will prevent a theft in the case of every attempt and that the most that can be expected from a so-called anti-theft or security device is that it will deter many thieves.
  - b. **POP & LOCK™ LLC. (and Pop & Lock™ Corporation) MAKES, AND CUSTOMER RECEIVES, NO WARRANTY, EXPRESSED OR IMPLIED, EXCEPT THE WARRANTIES OF TITLE TO THE POP & LOCK™ AND THEIR MERCHANTABILITY, PARTICULARLY NO WARRANTY OF FITNESS FOR A PARTICULAR USE OR PURPOSE OR AGAINST INFRINGEMENT.**
  - c. As Customer's only remedy, Pop & Lock™, LLC (and Pop & Lock™ Corporation) will repair or replace, at its option and without charge, any lock that is defective in material or workmanship when received by Customer and is returned to Pop & Lock™ LLC (and Pop & Lock™ Corporation), FOB Pop & Lock™ Corporation's offices, within one (1) year after it's receipt by the Customer. Pop & Lock LLC will ship all replacement, or repaired, Locks to Customer, FOB Pop & Lock™'s shipping point.
  - d. Factory support is only available for Pop & Lock™ products purchased as new through an Authorized Pop & Lock™ dealer.  
***Please Note: Pop & Lock™ Products purchased on auction sites such as Ebay, Amazon and Craigslist, to name a few, will not be covered under factory warranty under any circumstance. Pop & Lock™, LLC (and Pop & Lock™ Corporation) is unable to verify whether products sold through Auction Sites are new, used, or refurbished, and as such, Pop & Lock, LLC (and Pop & Lock™ Corporation) is unable to warranty such purchases. Pop & Lock, LLC advises using extreme caution when buying through auction sites as you'll be doing so at your own risk.***
- (3) **No Liability.** Pop & Lock™ Corporation is not liable for any loss or damage claimed by Customer or any third person to have been suffered or incurred as a result or, or related to, the Locks purchased under this Agreement, regardless of the circumstances or form of action, except any bodily injury or death for which Pop & Lock™ is liable under products-liability law. Without limiting the generality of the foregoing, in no event will Pop & Lock™ LLC be liable to Customer for any indirect, special, or consequential damages, regardless of the circumstances or the cause of action, particularly not for the value of a vehicle, or any other money damages in the event that a tailgate is stolen either notwithstanding the use of a Pop & Lock™ or when it has been returned for repair or replacement.

## END OF TERMS AND CONDITIONS

Please Mail Completed Warranty Form (below) In Self Addressed Envelope To:

**POP & LOCK LLC 1271 CONTRACT DRIVE GREEN BAY, WI USA 54304**

Additional Install Instructions and answers to technical questions can be found on our website at [www.popnlock.net](http://www.popnlock.net) or by calling

**Technical Support 1-800-342-5911**

**Monday – Friday 8am to 5pm CST**



## POP & LOCK™ LIMITED WARRANTY FORM

Please complete and mail this form to record your warranty with the manufacturer.

NAME \_\_\_\_\_

ADDRESS \_\_\_\_\_

CITY \_\_\_\_\_

STATE \_\_\_\_\_ ZIP \_\_\_\_\_

TELEPHONE # \_\_\_\_\_

EMAIL ADDRESS \_\_\_\_\_

POP & LOCK™ MODEL \_\_\_\_\_

VEHICLE YEAR \_\_\_\_\_

VEHICLE MAKE/MODEL \_\_\_\_\_

REASON FOR RETURN *(continue on other side)*: