

Raptor Series



Your satisfaction is important to us, please let us help!

If you have any questions or concerns during the installation, our support representatives are available to assist you.

Please call: 1-877-769-3765 or Live Chat at www.raptorseries.com

If you have damaged or missing parts please contact the company you purchased the product from and notify them of the issue right away.



CAUTION: Do not install damaged parts!!!

Raptor Series

Easy Return / Easy Exchange

Want to return an item or exchange? Not satisfied with purchase?

No problem. We strongly believe in service after the sale and we stand behind our products and our service to you, our valued customer. There is no problem we can't solve for you!

Items that have been installed and/or damaged after receipt, are no longer in new and ready-to-sell condition and cannot be refunded, replaced or exchanged unless it has a manufacturer defect or was damaged in shipping. In addition, we cannot accept return on items that are not in the original packaging. Items returned in poor condition or having parts missing will not be credited.

Please note: Your request for return or replacement must be initiated within 30 days of delivery of your merchandise.

Did your order arrive damaged?

Please do not install damaged products. Contact the company you purchased your product from as soon as possible and notify them of the damages. They will make arrangements with you to assist with the problem.

Did you order the wrong part or receive the wrong item?

Don't worry. From time to time human error can result in problems with ordering or shipping. Contact the company you purchased your product from as soon as you notice the error. Every company has their own policy on returning parts that have been ordered incorrectly or shipped incorrectly.

In the event that you need to ship your part back to return/exchange, please ship to the warehouse below:

**CYC Returns Warehouse
2415 Cathy Lane
Jasper, IN 47546**

The logo for the Raptor Series, featuring the word "Raptor" in a green, cursive font and "Series" in a black, bold, sans-serif font below it.

Raptor Series Warranty

LIMITED TEN (10) YEAR WARRANTY

For Powder Coated Steel Products

CYC Engineering, Inc. guarantees the original purchaser of our products a limited ten (10) year warranty from the date of original purchase against manufacturer defects in materials, workmanship and finish under normal use. The step pads are covered under warranty for 1 year. This warranty does not include damage resulting from road hazards such as gravel or other debris, product misuse, improper installation, impairments from accidents, product modifications, product neglect or scratches during the life of the product. This limited ten year warranty applies only to new products and is limited to the repair or replacement of company's products. Warranty does not include costs of removal, installation, labor, inconvenience or consequential damages. Original purchaser must return defective merchandise along with the purchase receipt, to the original place of purchase.

LIMITED LIFETIME WARRANTY

For Stainless Steel Products

CYC Engineering, Inc. guarantees the original purchaser of our products a limited lifetime warranty from the date of original purchase against manufacturer defects in materials, workmanship and finish under normal use. The step pads are covered under warranty for 1 year. This warranty does not include damage resulting from road hazards such as gravel or other debris, product misuse, improper installation, impairments from accidents, product modifications, product neglect or scratches during the life of the product. This limited lifetime warranty applies only to new products and is limited to the repair or replacement of company's products. Warranty does not include costs of removal, installation, labor, inconvenience or consequential damages. Original purchaser must return defective merchandise along with the purchase receipt, to the original place of purchase.

0106-0401

3" ROUND TUBE



Components:



Step Bar -
Driver Side and
Passenger Side
Qty 1



Rear Mount
Bracket Driver
and Passenger
Side
Qty 2



Front Mount
Bracket Driver
and Passenger
Side
Qty 2

Hardware:



M14 x 50MM
Hex Head Bolt
Qty 4



M16 x 30MM
Hex Head Bolt
Qty 2



M14 Flat
Washer
Qty 4



M16 Lock
Washer
Qty 12



M14 Lock
Washer
Qty 4



M16 Flat
Washer
Qty 24

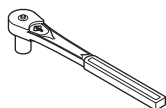


M16 x 45MM
Hex Head Bolt
Qty 10

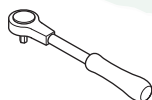


M16 Hex
Head Nut
Qty 12

Tools Required:



RATCHET



TORQUE
WRENCH



22MM SOCKET



24MM SOCKET

Torque Specifications:

For Frame Mount Installations

Frame mount bolts are torqued to 70 Ft Lbs. All other M8 through M12 sized bolts/nuts are set to 15-20 ft lbs.

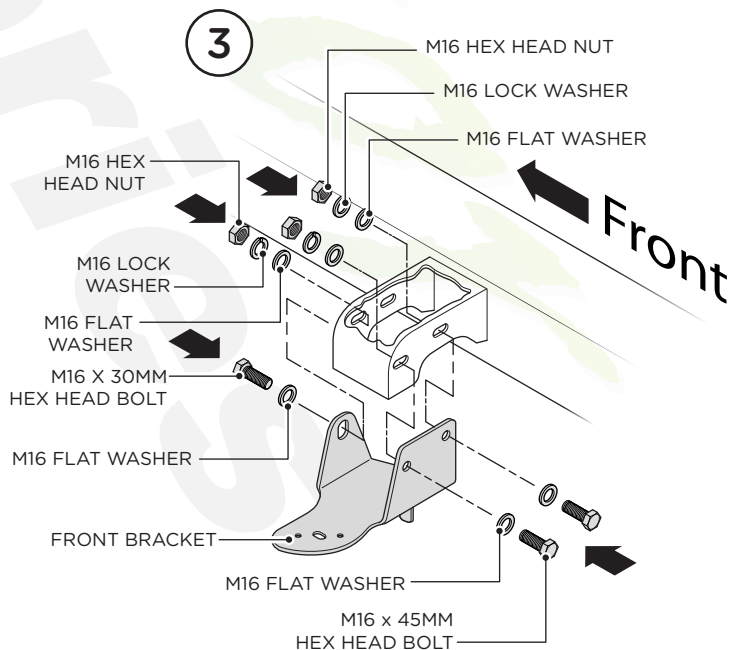
Note: When installing the brackets and bars, all hardware must be left loose until all the items are attached.

1. Remove all contents from the package and check stainless steel tubes for any damage. Also, verify that all components and hardware listed above are included before you begin installation.

2. Begin installation on the driver's side. Remove four (4) bolts, driver and passenger side, holding plastic rocker panel cover from rear passenger and driver sides of vehicle, and remove cover.

3. Position Front Side Bracket to Body Mount Frame Extension and insert bolts, washers, lock washers, and nuts as shown, and loosely tighten.

Note: The Front Mounting Bolt for the Front Bracket must use the Short M16 x 30MM Bolt.



4. Place the Rear Driver Side Bracket to Body Mount Frame Extension and insert bolts, washers, lock washers (if used), and nuts as shown, and loosely tighten.

5. Attach the Driver Side Step Bar (the rear pad on the driver side bar will be closest to the edge of the bar) to the Brackets using the M14 x 45MM Hex Head Bolts and M16 X 45MM, M14 Flat Washers and the M14 Lock Washers. .

Re-attach the Plastic Rocker Panel Cover. Repeat these steps for passenger side installation. When all hardware is in place, everything must be tightened. See Page 1 for Torque Specifications.

