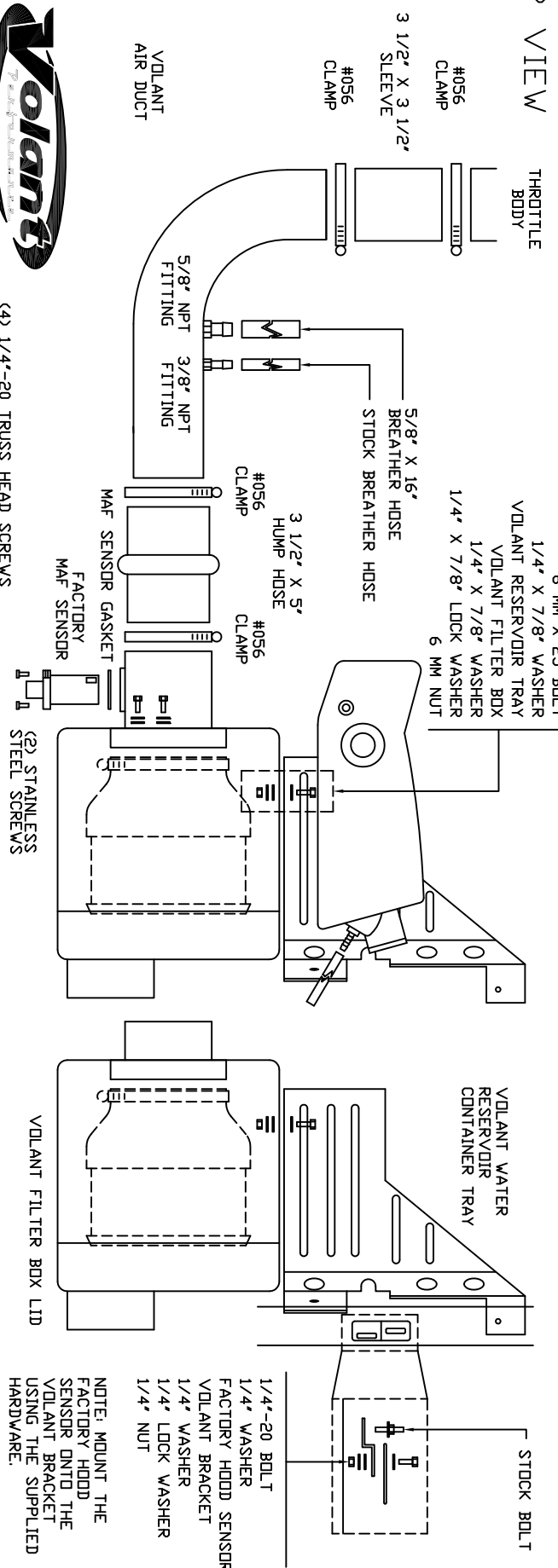


VOLANT COOL AIR INTAKES
 PART NO.: 193626
 INSTALLATION INSTRUCTIONS
 WWW.VOLANT.COM
 TECH SUPPORT: (909) 481-3888

1	VOLANT FILTER BOX	3	1/4"-20 BOLTS	1	6 MM NUT
1	VOLANT FILTER BOX LID	2	3/8" BOLTS	2	4 MM X 10 SCREWS
1	VOLANT AIR DUCT	1	6 MM X 25 BOLT	1	3/8" GRIMMET
1	VOLANT FILTER BOX ADAPTER	1	6 MM X 30 BOLT	1	19754 GASKET
1	POWERCORE FILTER W/CLAMP	4	1/4" WASHERS	1	3/8" NPT FITTING
1	COOLANT RESERVOIR BOTTLE	3	1/4" X 7/8" WASHERS	1	5/8" NPT FITTING
1	COOLANT TRAY	2	3/8" WASHERS	4	1/4" TRUSS HEAD SCREWS
1	3 1/2" X 5" HUMPH HOSE	4	1/4" LOCK WASHERS	4	1/4" RUBBER WASHERS
1	3 1/2" X 3 1/2" SLEEVE	2	3/8" LOCK WASHERS	1	VOLANT RESERVOIR TRAY
4	#056 CLAMP	1	1/4"-20 NUT	1	VOLANT RESERVOIR BOTTLE

TOP VIEW



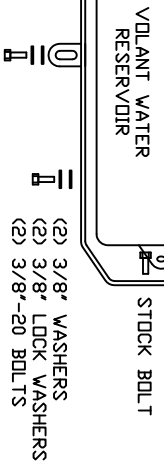
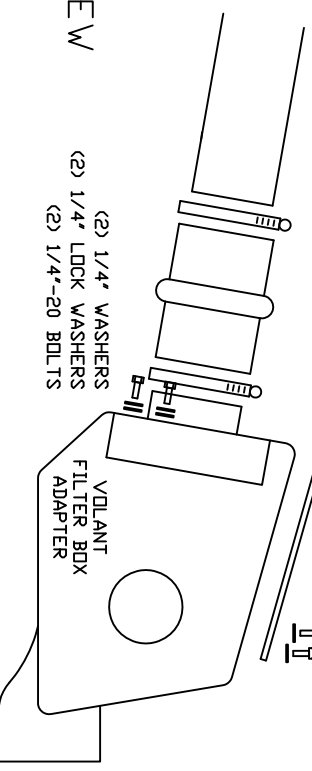
- (4) 1/4"-20 TRUSS HEAD SCREWS
- (4) 1/4" RUBBER WASHERS

FILTER BOX LID

NOTE: REMOVE AND REUSE EXISTING RADIATOR CAP AND PREEXISTING STOCK MOUNTING BOLTS.

6 MM X 30 BOLT
 1/4" X 7/8" WASHER

SIDE VIEW



NOTE: MOUNT THE FACTORY HOOD SENSOR INTO THE VOLANT BRACKET USING THE SUPPLIED HARDWARE.