

GO RHINO!

PRODUCTS®

DOMINATOR

D2

DOMINATOR 2 SERIES SIDESTEPS

ASSEMBLY & INSTALLATION INSTRUCTIONS FOR PART NO. D24180
99-12 FORD F-250, F-350, F-450 SUPER DUTY 4DR CREW CAB P/U 2/4WD

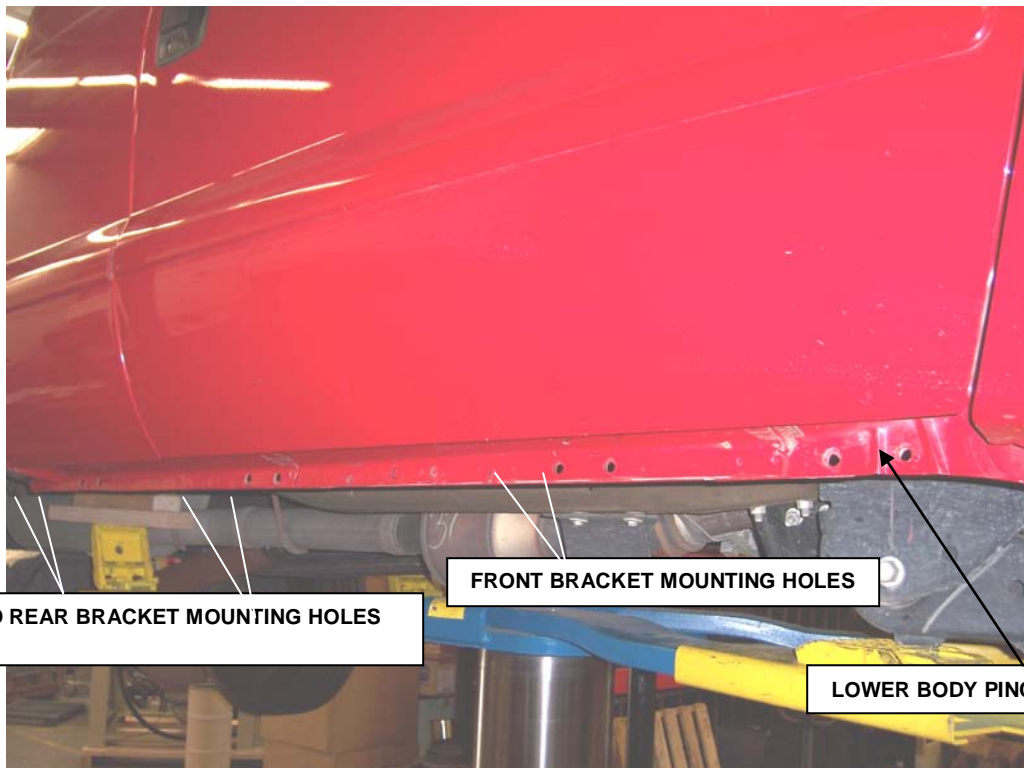
Do not attempt to install this product on any vehicle other than the one it is designed for and listed above!

<u>QTY</u>	<u>PARTS DESCRIPTION</u>	<u>QTY</u>	<u>PARTS DESCRIPTION</u>
12	5/16" X 1" HEX BOLTS	48	3/8" FLAT WASHERS
12	5/16" FLAT WASHERS	24	3/8" HEX NUTS
12	5/16" LOCK WASHERS	6	F99 MOUNTING BRACKETS
12	5/16" U-NUTS	1	D24180P PASSENGER SIDESTEP
24	3/8" LOCK WASHERS	1	D24180D DRIVER SIDESTEP
24	3/8" x 1 " HEX BOLTS		


INSTALLATION INSTRUCTIONS

Step 1. Read the instructions completely before you begin the installation.


If the vehicle is equipped with factory running boards, remove boards and fasteners.




Step 2. This installation uses three mounting brackets per side. Beginning with the passenger side, locate the six holes in the lower body pinch mold.



Step 3. Loosely attach the mounting brackets to the lower body pinch mold using the 3/8" x 1" hex bolts, washers, and nuts as shown.





Step 4. Position the passenger sidestep up to the mounting brackets and loosely attach it to the brackets using the 3/8" x 1" hex bolts, washers and nuts as shown.



Step 5. Align sidestep with the body, and then tighten all mounting bracket and sidestep nuts and bolts.

Step 6. Repeat the above steps to install the driver side mounting brackets and sidestep.

Features and Benefits:

Dominator II (one piece)

- Application specific installation brackets make for faster, easier installation
- Patented step and mounting system allow easier, safer entry and exit
- No drilling required on most models and body lift kit compatible
- Cab length
- 2" round bars with aluminum step pads
- Will ship UPS
- Available in black powder coat finish with a limited 5-year warranty
- Polished stainless steel with a limited lifetime warranty
- U.S. Patent No. 6,588,783 - 6,874,801 and other patents pending

Warranty: Go Rhino! Products® warrants its products to be free from defects in materials and workmanship. This limited warranty extends for 5 years/50,000 miles (whichever comes first) for black, 5 years/50,000 miles (whichever comes first) for chrome and a limited lifetime for polished stainless from the date of purchase for parts purchased after April 2004. Warranty claims must be accompanied with original invoice and photos. It is the customer's responsibility to protect the finish with regular applications of a nonabrasive polish that is compatible with the product's finish. This warranty covers the cost of the product only and does not include the cost of removal, installation or shipping. This warranty is void if the product shows signs of alteration, misuse, mishandling, improper care, neglect, improper application, and/or damages improper installation.

This warranty provides a one-time replacement on workmanship if all of the above conditions are met.

Liability: Go Rhino! Products® Grille and Brush Guards are designed to enhance the styling of the vehicle only; they are not intended as collision protection bumpers. Go Rhino! Products'® liability is limited to the repair or replacement of the defective part(s) made by GoRhino! products®. The item(s) will be subjected to inspection by Go Rhino! Products®. Part(s) that in our opinion were damaged by incorrect fitting, neglect or improper use will not be replaced or repaired. Go Rhino! Products® reserves the right to change specifications, terms, conditions and prices of items shown in this catalog without notice.

Please do not return this product to place of purchase.

If you have defective, missing or damaged parts or need assistance, please contact *Go Rhino Products* for fast, friendly customer service at: 1-888-427-4466 or email:

warranty@gorhino.com