

GO RHINO!

PRODUCTS®

DOMINATOR

D2

REV/03-12

DOMINATOR 2 SERIES SIDESTEPS

ASSEMBLY & INSTALLATION INSTRUCTIONS

PART NO. D24050 07-08 CHEVY/GMC CREW CAB PICKUP 2/4WD


Do not attempt to install this product on any vehicle other than the one it is designed for and listed above!

<u>QTY</u>	<u>PARTS DESCRIPTION</u>	<u>QTY</u>	<u>PARTS DESCRIPTION</u>
4	5/16" U-NUTS	18	3/8" FLAT WASHERS
4	5/16" X1" HEX BOLTS	18	3/8" HEX NUTS
2	8MM X 25MM HEX BOLTS	3	C07P PASSENGER MOUNTING BRACKETS
6	5/16" LOCK WASHERS	3	C07D DRIVER MOUNTING BRACKETS
6	5/16" FLAT WASHERS	1	D24050P PASSENGER SIDESTEP
18	3/8" x 1 " HEX BOLTS	1	D24050D DRIVER SIDESTEP
18	3/8" LOCK WASHERS		



INSTALLATION INSTRUCTIONS

STEP 1. Read the instructions completely before you begin the installation.


If the vehicle is equipped with factory running boards, remove the fasteners and running boards.




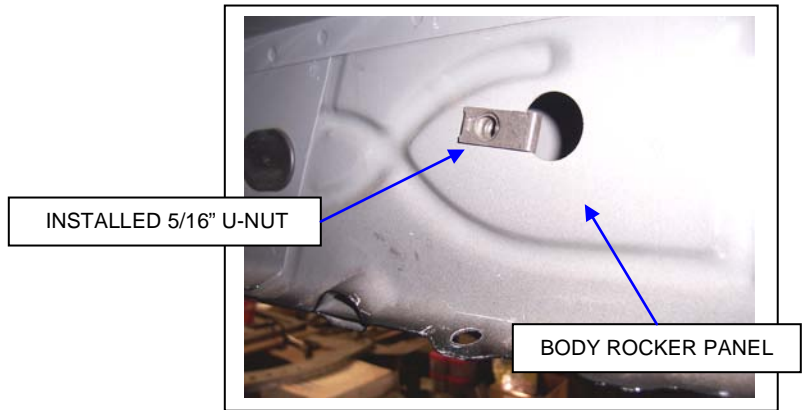
STEP 2. This installation uses three mounting brackets per side. Begin by installing the passenger side front mounting bracket. Measure rearward from the front fender bolt approximately 14" and Locate the single hole in the body pinch mold and the square nut spot welded in the rocker panel.



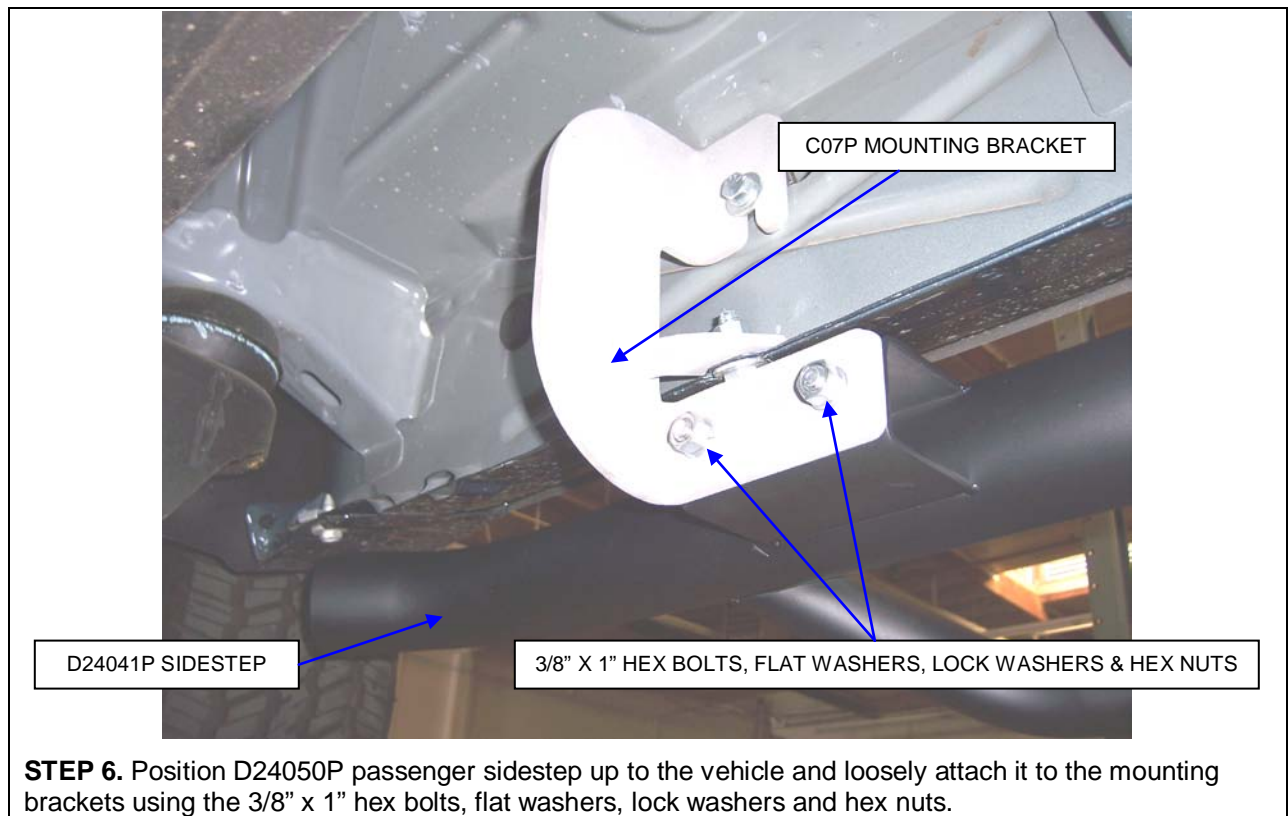

STEP 3. Loosely attach one of the C07P mounting brackets to the rocker panel and pinch mold using the 8MM, 5/16" and 3/8" fasteners as shown.



STEP 4. Locate the holes in the body pinch mold and rocker panel for the center and rear mounting brackets. Measure rearward from the front fender bolt approximately 58 7/8" for the center and 75 1/8" for the rear bracket. Remove the plastic plugs from the rocker panel and install 5/16" U-NUTS in the rocker panel as shown.



STEP 5. Loosely attach the two remaining C07P mounting brackets to the rocker panel and pinch mold using the 5/16" and 3/8" fasteners as shown.



STEP 7. Tighten all mounting bracket and sidestep nuts and bolts.

STEP 8. Repeat the above steps to install the driver side mounting brackets and sidestep.

Features and Benefits:

Dominator II (one piece)

- Application specific installation brackets make for faster, easier installation
- Patented step and mounting system allow easier, safer entry and exit
- No drilling required on most models and body lift kit compatible
- Cab length
- 2" round bars with aluminum step pads
- Will ship UPS
- Available in black powder coat finish with a limited 5-year warranty
- Polished stainless steel with a limited lifetime warranty
- U.S. Patent No. 6,588,783 - 6,874,801 and other patents pending

Warranty: Go Rhino! Products® warrants its products to be free from defects in materials and workmanship. This limited warranty extends for 5 years/50,000 miles (whichever comes first) for black, 5 years/50,000 miles (whichever comes first) for chrome and a limited lifetime for polished stainless from the date of purchase for parts purchased after April 2004. Warranty claims must be accompanied with original invoice and photos. It is the customer's responsibility to protect the finish with regular applications of a nonabrasive polish that is compatible with the product's finish. This warranty covers the cost of the product only and does not include the cost of removal, installation or shipping. This warranty is void if the product shows signs of alteration, misuse, mishandling, improper care, neglect, improper application, and/or damages improper installation. This warranty provides a one-time replacement on workmanship if all of the above conditions are met.

Liability: Go Rhino! Products® Grille and Brush Guards are designed to enhance the styling of the vehicle only; they are not intended as collision protection bumpers. Go Rhino! Products'® liability is limited to the repair or replacement of the defective part(s) made by GoRhino! products®. The item(s) will be subjected to inspection by Go Rhino! Products®. Part(s) that in our opinion were damaged by incorrect fitting, neglect or improper use will not be replaced or repaired. Go Rhino! Products® reserves the right to change specifications, terms, conditions and prices of items shown in this catalog without notice.

Please do not return this product to place of purchase.

If you have defective, missing or damaged parts or need assistance, please contact *Go Rhino Products* for fast, friendly customer service at: 1-888-427-4466 or email:

warranty@gorhino.com