


Rear Cargo Seat Cover (76 - 06 CJ, YJ, TJ)


**Content: (1) 2 pcs Cargo Seat Cover
(5) Cargo Cover Storage Bags**



1. Attach lower rear cover to seat. Loop straps as shown. Adjust straps as needed.



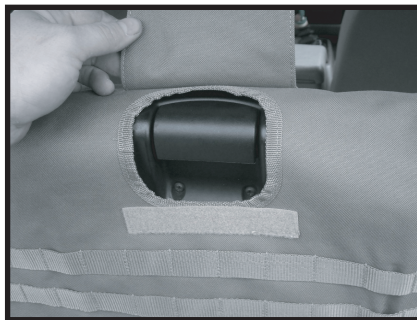
2. Slip upper cover over seat back. Connect lower straps as shown.




3. Loop side straps through plastic rings and secure to back of cover.



4. Center cover over seat. For TJ's make sure seat release is centered under access flap.



5. Inspect and make any final adjustments. Pull all straps tight to secure seat cover.



6. Attach cargo bags as desired.

